

Juniper

Exam Questions JN0-230

Security - Associate (JNCIA-SEC)



NEW QUESTION 1

Which two feature on the SRX Series device are common across all Junos devices? (Choose two.)

- A. Stateless firewall filters
- B. UTM services
- C. The separation of control and forwarding planes
- D. screens

Answer: AC

NEW QUESTION 2

Your company has been assigned one public IP address. You want to enable internet traffic to reach multiple servers in your DMZ that are configured with private address.

In this scenario, which type of NAT would be used to accomplish this tasks?

- A. Static NAT
- B. Destination NAT
- C. Source NAT
- D. NAT without PAT

Answer: B

NEW QUESTION 3


Which two match conditions would be used in both static NAT and destination NAT rule sets? (Choose two.)

- A. Destination zone
- B. Destination interface
- C. Source interface
- D. Source zone

Answer: BD

NEW QUESTION 4

Exhibit.



Which two statements are true? (Choose two.)

- A. Logs for this security policy are generated.
- B. Logs for this security policy are not generated.
- C. Traffic static for this security policy are not generated.
- D. Traffic statistics for this security policy are generated.

Answer: AD

NEW QUESTION 5

Which statement about IPsec is correct?

- A. IPsec can provide encryption but not data integrity.
- B. IPsec support packet fragmentation by intermediary devices.
- C. IPsec support both tunnel and transport modes.

D. IPsec must use certificates to provide data encryption

Answer: C

NEW QUESTION 6

What must you do first to use the Monitor/Events workspace in the j-Web interface?

- A. You must enable stream mode security logging on the SRX Series device
- B. You must enable event mode security logging on the SRX Series device.
- C. You must enable security logging that uses the SD-Syslog format.
- D. You must enable security logging that uses the TLS transport mode.

Answer: B

NEW QUESTION 7

You configure and applied several global policies and some of the policies have overlapping match criteria.

- A. In this scenario, how are these global policies applies?
- B. The first matched policy is the only policy applied.
- C. The most restrictive that matches is applied.
- D. The least restrictive policy that matches is applied.

Answer: A

NEW QUESTION 8

You want to integrate an SRX Series device with SKY ATP. What is the first action to accomplish task?

- A. Issue the commit script to register the SRX Series device.
- B. Copy the operational script from the Sky ATP Web UI.
- C. Create an account with the Sky ATP Web UI.
- D. Create the SSL VPN tunnel between the SRX Series device and Sky ATP.

Answer: C

NEW QUESTION 9

Which statements is correct about global security policies?

- A. Global policies allow you to regulate traffic with addresses and applications, regardless of their security zones.
- B. Traffic matching global is not added to the session table.
- C. Global policies eliminate the need to assign interface to security zones.
- D. Global security require you to identify a source and destination zone.

Answer: A

NEW QUESTION 10

Which type of security policy protect restricted services from running on non-standard ports?

- A. Application firewall
- B. IDP
- C. Sky ATP
- D. antivirus

Answer: B

NEW QUESTION 10

You are configuring an IPsec VPN tunnel between two location on your network. Each packet must be encrypted and authenticated. Which protocol would satisfy these requirements?

- A. MD5
- B. ESP
- C. AH
- D. SHA

Answer: B

NEW QUESTION 15

Which statements about NAT are correct? (Choose two.)

- A. When multiple NAT rules have overlapping match conditions, the rule listed first is chosen.
- B. Source NAT translates the source port and destination IP address.
- C. Source NAT translates the source IP address of packet.
- D. When multiple NAT rules have overlapping match conditions, the most specific rule is chosen.

Answer: AC

NEW QUESTION 19

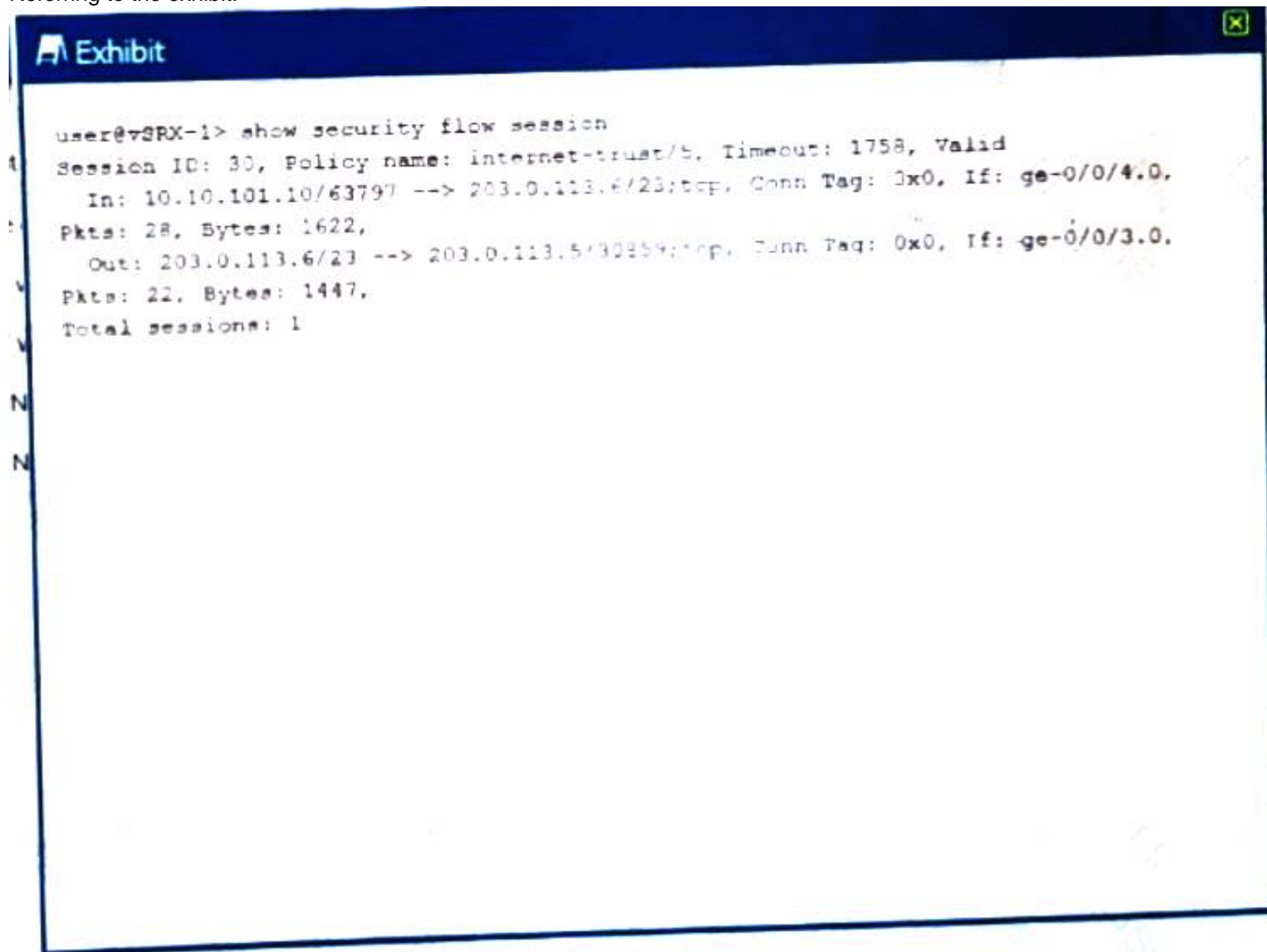
Which statements is correct about SKY ATP?

- A. Sky ATP is an open-source security solution.
- B. Sky ATP is used to automatically push out changes to the AppSecure suite.
- C. Sky ATP only support sending threat feeds to vSRX Series devices
- D. Sky ATP is a cloud-based security threat analyzer that performs multiple tasks

Answer: D

NEW QUESTION 23

Referring to the exhibit.



Which type of NAT is being performed?

- A. Source NAT with PAT
- B. Source NAT without PAT
- C. Destination NAT without PAT
- D. Destination NAT with PAT

Answer: A

NEW QUESTION 24

Which two statements are correct about functional zones? (Choose two.)

- A. A functional zone uses security policies to enforce rules for transit traffic.
- B. Traffic received on the management interface in the functional zone cannot transit out other interface.
- C. Functional zones separate groups of users based on their function.
- D. A function is used for special purpose, such as management interface

Answer: BD

NEW QUESTION 28

Which two notifications are available when the antivirus engine detects and infected file? (Choose two.)

- A. e-mail notifications
- B. SNMP notifications
- C. SMS notifications
- D. Protocol-only notification

Answer: AD

NEW QUESTION 31

What should you configure if you want to translate private source IP address to a single public IP address?

- A. Source NAT
- B. Destination NAT
- C. Content filtering
- D. Security Director

Answer: A

NEW QUESTION 35

What must you do first to use the Monitor/Alarms/Policy Log workspace in J-Web?

- A. You must enable logging that uses the SD-Syslog format.
- B. You must enable security logging that uses the TLS transport mode.
- C. You must enable stream mode security logging on the SRX Series device.
- D. You must enable event mode security logging on the SRX Series device.

Answer: D

NEW QUESTION 37

You verify that the SSH service is configured correctly on your SRX Series device, yet administrators attempting to connect through a revenue port are not able to connect.

In this scenario, what must be configured to solve this problem?

- A. A security policy allowing SSH traffic.
- B. A host-inbound-traffic setting on the incoming zone
- C. An MTU value target than the default value
- D. A screen on the internal interface

Answer: B

NEW QUESTION 38

On an SRX device, you want to regulate traffic base on network segments. In this scenario, what do you configure to accomplish this task?

- A. Screens
- B. Zones
- C. ALGs
- D. NAT

Answer: B

NEW QUESTION 40

Which two statements are true regarding zone-based security policies? (Choose two.)

- A. Zone-based policies must reference a source address in the match criteria.
- B. Zone-based policies must reference a URL category in the match criteria.
- C. Zone-based policies must reference a destination address in the match criteria
- D. Zone-based policies must reference a dynamic application in the match criteria.

Answer: AC

NEW QUESTION 45

Which actions would be applied for the pre-ID default policy unified policies?

- A. Redirect the session
- B. Reject the session
- C. Log the session
- D. Silently drop the session

Answer: C

NEW QUESTION 46

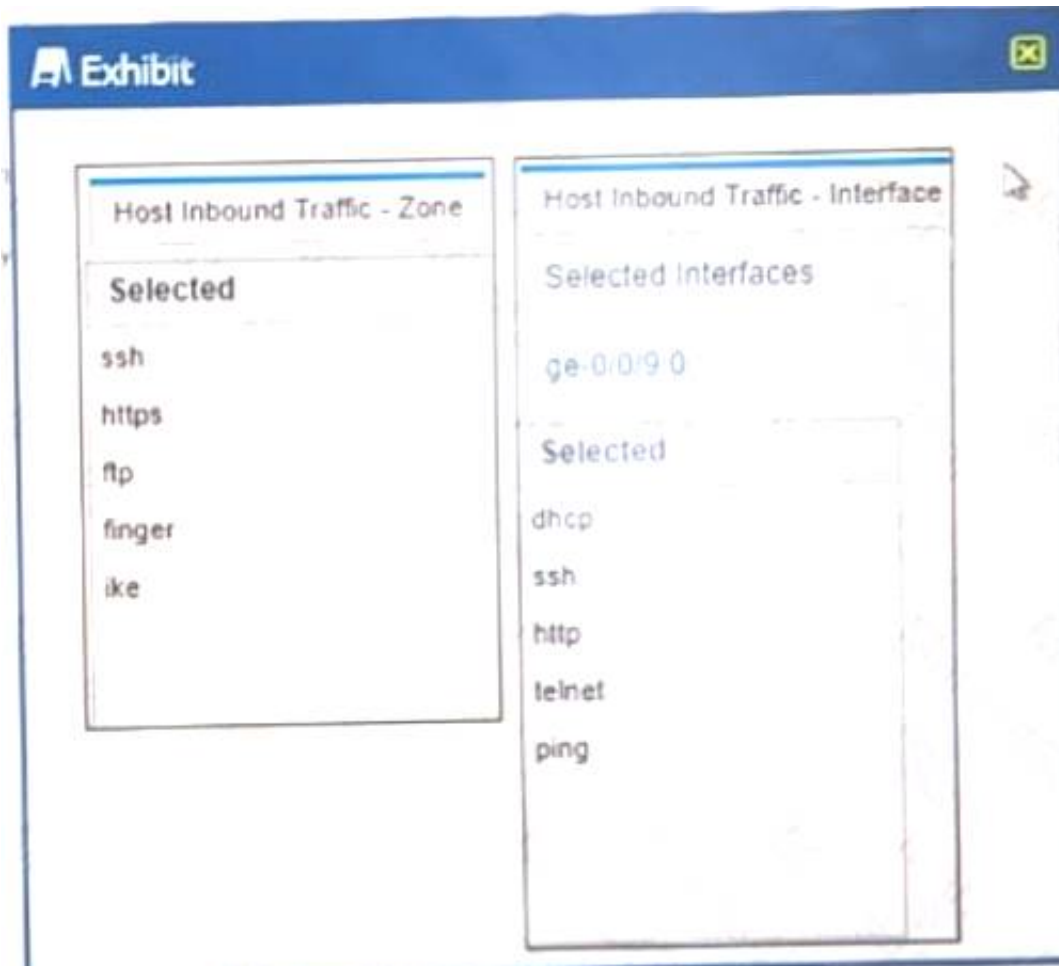
What is the purpose of the Shadow Policies workspace in J-Web?

- A. The Shadow Policies workspace shows unused security policies due to policy overlap.
- B. The Shadow Policies workspace shows unused IPS policies due to policy overlap.
- C. The Shadow Policies workspace shows used security policies due to policy overlap
- D. The Shadow Policies workspace shows used IPS policies due to policy overlap

Answer: A

NEW QUESTION 50

Host-inbound-traffic is configured on the DMZ zone and the ge-0/0/9.0 interface attached to that zone. Referring to the exhibit,



which to types of management traffic would be performed on the SRX Series device? (Choose two.)

- A. HTTPS
- B. SSH
- C. Finger
- D. HTTP

Answer: BD

NEW QUESTION 51

Exhibit.



Which statement is correct regarding the interface configuration shown in the exhibit?

- A. The interface MTU has been increased.
- B. The IP address has an invalid subnet mask.
- C. The IP address is assigned to unit 0.
- D. The interface is assigned to the trust zone by default.

Answer: C

NEW QUESTION 55

Which two private cloud solution support vSRX devices? (Choose two.)

- A. Microsoft Azure
- B. Amazon Web Services (AWS)
- C. VMware Web Services (AWS)
- D. VMware NSX
- E. Contrail Cloud

Answer: AB

NEW QUESTION 60

What is the correct order of processing when configuring NAT rules and security policies?

- A. Policy lookup > source NAT > static NAT > destination NAT
- B. Source NAT > static NAT > destination NAT > policy lookup
- C. Static NAT > destination NAT > policy lookup > source NAT
- D. Destination NAT > policy lookup > source NAT > static NAT

Answer: C

NEW QUESTION 64

The free licensing model for Sky ATP includes which features? (Choose two.)

- A. C&C feeds
- B. Infected host blocking
- C. Executable file inspection
- D. Compromised endpoint dashboard

Answer: BC

NEW QUESTION 65

Which two statements are true about the null zone? (Choose two.)

- A. All interface belong to the null zone by default.
- B. All traffic to the null zone is dropped.
- C. All traffic to the null zone is allowed
- D. The null zone is a user-defined zone

Answer: AB

NEW QUESTION 68

Which three actions would be performed on traffic traversing an IPsec VPAN? (Choose three.)

- A. Port forwarding
- B. Authentication
- C. Encryption
- D. Deep inspection
- E. Payload verification

Answer: BCE

NEW QUESTION 72

.....

Thank You for Trying Our Product

We offer two products:

1st - We have Practice Tests Software with Actual Exam Questions

2nd - Questions and Answers in PDF Format

JN0-230 Practice Exam Features:

- * JN0-230 Questions and Answers Updated Frequently
- * JN0-230 Practice Questions Verified by Expert Senior Certified Staff
- * JN0-230 Most Realistic Questions that Guarantee you a Pass on Your First Try
- * JN0-230 Practice Test Questions in Multiple Choice Formats and Updates for 1 Year

100% Actual & Verified — Instant Download, Please Click
[Order The JN0-230 Practice Test Here](#)