

AZ-120 Dumps

Planning and Administering Microsoft Azure for SAP Workloads

<https://www.certleader.com/AZ-120-dumps.html>



NEW QUESTION 1

- (Exam Topic 1)

You need to recommend a solution to reduce the cost of the SAP non-production landscapes after the migration. What should you include in the recommendation?

- A. Deallocate virtual machines when not In use.
- B. Migrate the SQL Server databases to Azure SQL Data Warehouse.
- C. Configure scaling of Azure App Service.
- D. Deploy non-production landscapes to Azure Devtest Labs.

Answer: D

Explanation:

Relevant use cases Dev/test environments for SAP workloads on Azure.

Noncritical SAP nonproduction workloads (such as sandbox, development, test, and quality assurance). Noncritical SAP business workloads.

References:

<https://docs.microsoft.com/en-us/azure/architecture/example-scenario/apps/sap-dev-test>

NEW QUESTION 2

- (Exam Topic 1)

You are evaluating which migration method Litware can implement based on the current environment and the business goals. Which migration method will cause the least amount of downtime?

- A. Use the Database migration Option (DMO) to migrate to SAP HANA and Azure during the same maintenance window.
- B. Use Near-Zero Downtime (NZDT) to migrate to SAP HANA and Azure during the same maintenance window.
- C. Migrate SAP to Azure, and then migrate SAP ECC to SAP Business Suite on HANA.
- D. Migrate SAP ECC to SAP Business Suite on HANA and then migrate SAP to Azure.

Answer: A

Explanation:

The SAP Database Migration Option (DMO) with System Move option of SUM, used as part of the migration allows customer the options to perform the migration in a single step, from source system on-premises, or to the target system residing in Microsoft Azure, minimizing overall downtime.

References:

<https://blogs.sap.com/2017/10/05/your-sap-on-azure-part-2-dmo-with-system-move/>

NEW QUESTION 3

- (Exam Topic 1)

For each of the following statements, select Yes if the statement is true. Otherwise, select No. NOTE: Each correct selection is worth one point.

Statements	Yes	No
After the migration, all user authentication to the SAP applications must be handled by Azure Active Directory (Azure AD).	<input type="radio"/>	<input type="radio"/>
The migration requires that the on-premises Active Directory domain syncs to Azure Active Directory (Azure AD).	<input type="radio"/>	<input type="radio"/>
After the migration users will be able to authenticate to the SAP applications by using their existing credentials in litware.com.	<input type="radio"/>	<input type="radio"/>

- A. Mastered
- B. Not Mastered

Answer: A

Explanation:

In a Hybrid-IT scenario, Active Directory from on-premises can be extended to serve as the authentication mechanism through an Azure deployed domain controller (as well as potentially using the integrated DNS).

It is important to distinguish between traditional Active Directory Servers and Microsoft Azure Active Directory that provides only a subset of the traditional on-premises AD offering. This subset includes Identity and Access Management, but does not have the full AD schema or services that many 3rd party applications take advantage of. While Azure Active Directory is a requirement to establish authentication for the Azure virtual machines in use, and it can synchronize users with customers' on-premises AD, the two are explicitly different and customers will likely continue to require full Active Directory servers deployed in Microsoft Azure.

References: https://www.suse.com/media/guide/sap_hana_on_azure_101.pdf

NEW QUESTION 4

- (Exam Topic 1)

You are evaluating the migration plan.

Licensing for which SAP product can be affected by changing the size of the virtual machines?

- A. SAP Solution Manager
- B. PI

- C. SAP SCM
- D. SAP ECC

Answer: D

Explanation:

Scenario: Increase the performance of SAP ECC applications by moving to SAP HANA. References:
<https://azure.microsoft.com/en-us/pricing/details/virtual-machines/rhel-sap-hana/>

NEW QUESTION 5

- (Exam Topic 2)

You are deploying SAP Fiori to an SAP environment on Azure.

You are configuring SAML 2.0 for an SAP Fiori instance named FPP that uses client 100 to authenticate to an Azure Active Directory (Azure AD) tenant.

Which provider name should you use to ensure that the Azure AD tenant recognizes the SAP Fiori instance?

- A. Idap://FPP
- B. https://FPP
- C. Idap://FPP-100
- D. https://FPP100

Answer: D

Explanation:

By default, the provider name is in the format <sid><client>. Azure AD expects the name in the format <protocol>://<name>. We recommend that you maintain the provider name as https://<sid><client> so you can configure multiple SAP Fiori ABAP engines in Azure AD.

Example:

SAML 2.0 Configuration of ABAP System: T01/122 Logoff

Local Provider | Trusted Providers | Policies | Name ID Management

Edit | **Save** | Cancel | Disable | Metadata | Delete Configuration | Export Configuration

Provider Name: http://T01122

Operation Mode: Service Provider

Status: ☒ Enabled

General Settings | Authentication Contexts | Service Provider Settings

Signature and Encryption

Signing Keypair: CN=T01_SSFA_S2SVPS, OU=I0810001247, Details

Encryption Keypair: CN=T01_SSFA_S2SVPE, OU=I0810001247, Details

☒ Include Certificate in Signature

☒ Sign Metadata

Miscellaneous

Clock Skew Tolerance: 120 Seconds

Reference:

<https://docs.microsoft.com/en-us/azure/active-directory/saas-apps/sap-fiori-tutorial>

NEW QUESTION 6

- (Exam Topic 2)

You plan to deploy an SAP environment on Azure.

During a bandwidth assessment, you identify that connectivity between Azure and an on-premises datacenter requires up to 5 Gbps.

You need to identify which connectivity method you must implement to meet the bandwidth requirement. The solution must minimize costs.

Which connectivity method should you identify?

- A. an ExpressRoute connection
- B. an Azure site-to-site VPN that is route-based
- C. an Azure site-to-site VPN that is policy-based
- D. Global VNet peering

Answer: B

Explanation:

Azure site-to-site VPN is cheaper. References:

<https://docs.microsoft.com/en-us/azure/architecture/reference-architectures/hybrid-networking/vpn>

NEW QUESTION 7

- (Exam Topic 2)

You recently migrated an SAP HANA environment to Azure.

You plan to back up SAP HANA databases to disk on the virtual machines, and then move the backup tiles to Azure Blob storage for retention.

Which command should you run to move the backups to the Blob storage?

- A. backint
- B. robocopy
- C. azcopy
- D. scp

Answer: C

Explanation:

To store directories and files on Azure storage, one could use CLI or PowerShell. There is also a ready-to-use utility, AzCopy, for copying data to Azure storage.

Reference:

<https://docs.microsoft.com/en-us/azure/virtual-machines/workloads/sap/sap-hana-backup-file-level>

NEW QUESTION 8

- (Exam Topic 2)

You plan to migrate an on-premises SAP environment to Azure.

You need to identify whether any SAP application servers host multiple SAP system identifiers (SIDs). What should you do?

- A. Run SAP HAN A sizing report.
- B. From the SAP EarlyWatch Alert report, compare the physical host names to the virtual host names.
- C. Run the SAP Report from ABAPMeter.
- D. From the SAP EarlyWatch Alert report, compare the services to the reference objects

Answer: C

NEW QUESTION 9

- (Exam Topic 2)

You have an Azure alert rule and action group as shown in the following exhibit.

```
PS Azure:\> Get-AzMetricAlertRuleV2 | Select WindowSize, EvaluationFrequency, Actions -ExpandProperty Criteria
WindowSize           : 00:05:00
EvaluationFrequency   : 00:01:00
Actions               : {/subscriptions/6dce0667-3896-4f0b-bcc4-1ea4da2de0dc/resourcegroups/resourcegroup1/
                        providers/microsoft.insights/actiongroups/admins}
Name                  : Metric1
MetricName            : Percentage CPU
MetricNamespace       : Microsoft.Compute/virtualMachines
OperatorProperty      : GreaterThan
TimeAggregation       : Average
Threshold             : 85
Dimensions            : {}
AdditionalProperties   :

PS Azure:\> Get-AzActionGroup | Select -ExcludeProperty ResourceGroupName, Tags, Location
GroupShortName        : admins
GroupShortName        : admins
Enabled               : True
EmailReceivers        : (admins_emailAction-)
SmsReceivers          : {}
WebhookReceivers      : {}
Id                    : /subscriptions/6dce0667-3896-4f0b-bcc4-1ea4da2de0dc/resourcegroups/resourcegroup1/providers/
                        microsoft.insights/actiongroups/admins
Name                  : admins
Type                  : Microsoft.Insights/ActionGroups
GroupShortName        : restartVM
Enabled               : True
EmailReceivers        : {}
SmsReceivers          : {}
WebhookReceivers      : {}
Id                    : /subscriptions/6dce0667-3896-4f0b-bcc4-1ea4da2de0dc/resourcegroups/resourcegroup1/providers/
                        microsoft.insights/actiongroups/restartVM
Name                  : restartVM
Type                  : Microsoft.Insights/ActionGroups
```

Use the drop-down menus to select the answer choice that completes each statement based on the information presented in the graphic.

NOTE: Each correct selection is worth one point.

Answer Area

The admins action group will be notified if the average CPU usage rises above 85% for [answer choice].

The [answer choice] when the alert is triggered.

- A. Mastered
- B. Not Mastered

Answer: A

Explanation:

Answer Area

The admins action group will be notified if the average CPU usage rises above 85% for [answer choice]

These are the selections for the statement: The admins action group will be notified if the average CPU usage rises above 85% for [answer choice].

one minute
five minutes
one second

The [answer choice] when the alert is triggered.

admins action group will be emailed
restartVM action group will be emailed
virtual machines will restart

NEW QUESTION 10

- (Exam Topic 2)

Your on-premises network contains an Active Directory domain.

You have an SAP environment on Azure that runs on SUSE Linux Enterprise Server (SLES) servers. You configure the SLES servers to use domain controllers as their NTP servers and their DNS servers. You need to join the SLES servers to the Active Directory domain.

Which three actions should you perform in sequence? To answer, move the appropriate actions from the list of actions to the answer area and arrange them in the correct order.

Actions

Add realm details to /etc/krb5.conf and /etc/samba/smb.conf

Shut down the following services: smbd, nmbd, and winbindd

Run net ads join -U administrator

Run net rpc join -U administrator

Install the samba-winbind package

Answer Area



- A. Mastered
B. Not Mastered

Answer: A

Explanation:

Step 1: Install the samba-winbind package Install samba-winbind

Step 2: Add realm details to /etc/krb5.conf and /etc/samba/smb.conf

Edit files - best way to do this is to use yast on test machine and copy files from it

In following examples you need to replace EXAMPLE/EXAMPLE.COM/.example.com with your values/settings

/etc/samba/smb.conf [global]

workgroup = EXAMPLE

usershare allow guests = NO #disallow guests from sharing idmap gid = 10000-20000

idmap uid = 10000-20000

kerberos method = secrets and keytab realm = EXAMPLE.COM

security = ADS

template homedir = /home/%D/%U template shell = /bin/bash

winbind offline logon = yes winbind refresh tickets = yes

/etc/krb5.conf [libdefaults]

default_realm = EXAMPLE.COM clockskew = 300

[realms] EXAMPLE.COM = {

kdc = PDC.EXAMPLE.COM

default_domain = EXAMPLE.COM admin_server = PDC.EXAMPLE.COM

}

Step 3: Run net ads join -U administrator Join the SLES 12 Server to the AD domain References:

<https://www.suse.com/support/kb/doc/?id=7018461>

NEW QUESTION 10

- (Exam Topic 2)

This question requires that you evaluate the underlined text to determine if it is correct. You have an SAP environment on Azure that uses Microsoft SQL server as the RDBMS. You plan to migrate to an SAP HANA database.

To calculate the amount of memory and disk space required for the database, you can use SAP Quick Sizer.

Instructions: Review the underlined text, If the makes the stamen correct, select "No change is needed. " if the statement is incorrect select the answer choice that makes the statement correct.

- A. No change is needed.
- B. Azure Migrate
- C. /SDF/HDB_SIZING
- D. SQL Server Management Studio (SSMS)

Answer: A

NEW QUESTION 11

- (Exam Topic 2)

You plan to migrate an SAP environment to Azure.

You need to recommend a solution to migrate the SAP application servers to Azure. The solution must minimize downtime and changes to the environments.

What should you include in the recommendation?

- A. Azure Storage Explorer
- B. Azure Import/Export service
- C. AzCopy
- D. Azure Site Recovery

Answer: D

Explanation:

Site Recovery is used to manage and orchestrate disaster recovery of on-premises machines and Azure VMs. However, it can also be used for migration.

Migration uses the same steps as disaster recovery with one exception. In a migration, failing machines over from your on-premises site is the final step. Unlike disaster recovery, you can't fail back to on-premises in a migration scenario.

References:

<https://docs.microsoft.com/en-us/azure/site-recovery/migrate-tutorial-on-premises-azure>

NEW QUESTION 13

- (Exam Topic 2)

You deploy an SAP environment on Azure.

Your company has a Service Level Agreement (SLA) of 99.99% for SAP. You implement Azure Availability Zones that have the following components:

- * Redundant SAP application servers
- * ASCS/ERS instances that use a failover cluster
- * Database high availability that has a primary instance and a secondary instance

You need to validate the load distribution to the application servers. What should you use?

- A. SAP Solution Manager
- B. Azure Monitor
- C. SAPControl
- D. SAP Web Dispatcher

Answer: D

Explanation:

Load balancers. These are used to distribute traffic to virtual machines in the application-tier subnet. For high availability, use the built-in SAP Web Dispatcher, Azure Load Balancer, or network appliances, depending on the traffic type (such as HTTP or SAPGUI) or the required network services, such as Secure Sockets Layer (SSL) termination.

Reference:

<https://docs.microsoft.com/en-us/azure/architecture/reference-architectures/sap/sap-netweaver>

NEW QUESTION 15

- (Exam Topic 2)

Your on-premises network contains an Active Directory domain. You are deploying a new SAP environment on Azure.

You need to configure SAP Single Sign-On to ensure that users can authenticate to SAP GUI and SAP WebGUI.

Which four actions should you perform in sequence? To answer, move the appropriate actions from the list of actions to the answer area and arrange them in the correct order.

Actions

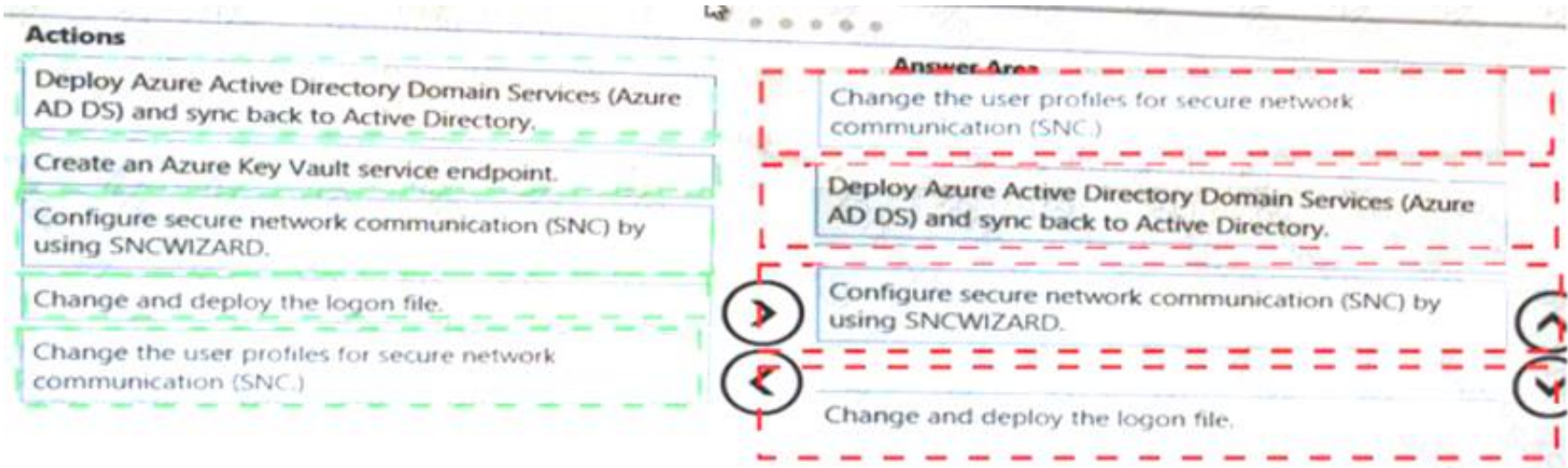
- Deploy Azure Active Directory Domain Services (Azure AD DS) and sync back to Active Directory.
- Create an Azure Key Vault service endpoint.
- Configure secure network communication (SNC) by using SNCWIZARD.
- Change and deploy the logon file.
- Change the user profiles for secure network communication (SNC.)

Answer Area

- A. Mastered
- B. Not Mastered

Answer: A

Explanation:



NEW QUESTION 17

- (Exam Topic 2)
You are integrating SAP HANA and Azure Active Directory (Azure AD).
For each of the following statements, select Yes if the statement is true. Otherwise, select No.
NOTE: Each correct selection is worth one point.

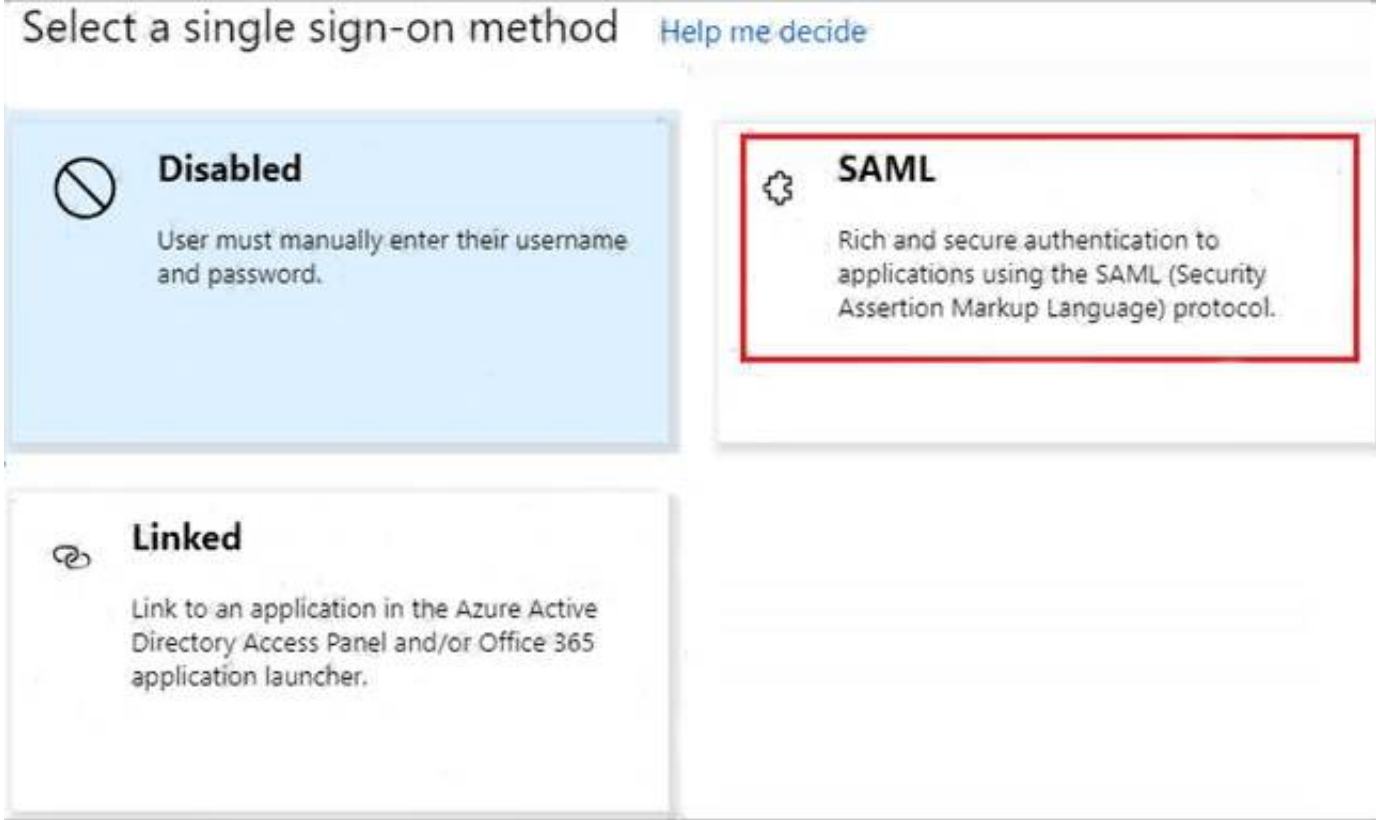
Statements	Yes	No
SAP HANA supports SAML authentication for single-sign on (SSO).	<input type="radio"/>	<input type="radio"/>
SAP HANA supports OAuth2 authentication for single-sign on (SSO).	<input type="radio"/>	<input type="radio"/>
You can use Azure role-based access control (RBAC) to provide users with the ability to sign in to SAP HANA.	<input type="radio"/>	<input type="radio"/>

- A. Mastered
- B. Not Mastered

Answer: A

Explanation:

Box 1: Yes
To configure Azure AD single sign-on with SAP HANA, perform the following steps:
*1. In the Azure portal, on the SAP HANA application integration page, select Single sign-on.
*2. On the Select a Single sign-on method dialog, select SAML/WS-Fed mode to enable single sign-on.



Box 2: No
Box 3: No
Key security considerations for deploying SAP on Azure References:
<https://docs.microsoft.com/en-us/azure/active-directory/saas-apps/saphana-tutorial>

NEW QUESTION 22

- (Exam Topic 2)
You deploy on SAP environment on Azure.
You need to monitor the performance of the SAP NetWeaver environment by using the Azure Enhanced Monitoring Extension for

What should you do first?

- A. From Azure CLI, install the Linux Diagnostic Extension.
- B. From the Azure portal, enable the Azure Network Watcher Agent.
- C. From the Azure portal, enable the Custom Script Extension.
- D. From Azure CL
- E. run the az v aem m set command.

Answer: B

NEW QUESTION 24

- (Exam Topic 2)

You are migrating SAP to Azure. The ASCS application servers are in one Azure zone, and the SAP database server in in a different Azure zone. ASCS/ERS is configured for high availability.

During performance testing, you discover increased response times in Azure, even though the Azure environment has better computer and memory configurations than the on-premises environment. During the initial analysis, you discover an increased wait time for Enqueue.

What are three possible causes of the increased wait time? Each correct answer presents a complete solution.

NOTE: Each correct selection is worth one point.

- A. a missing Enqueue profile
- B. disk I/O during Enqueue backup operations
- C. misconfigured load balancer rules and health check probes for Enqueue and ASCS
- D. active Enqueue replication
- E. network latency between the database server and the SAP application servers

Answer: CDE

Explanation:

E: The network latency across Availability Zones is not the same in all Azure regions. In some cases, you can deploy and run the SAP application layer across different zones because the network latency from one zone to the active DBMS VM is acceptable. But in some Azure regions, the latency between the active DBMS VM and the SAP application instance, when deployed in different zones, might not be acceptable for SAP business processes.

References:

<https://docs.microsoft.com/en-us/azure/virtual-machines/workloads/sap/sap-ha-availability-zones>

NEW QUESTION 26

- (Exam Topic 2)

Note: This question is part of a series of questions that present the same scenario. Each question in the series contains a unique solution that might meet the stated goals. Some question sets might have more than one correct solution, while others might not have a correct solution.

After you answer a question in this section, you will NOT be able to return to it. As a result, these questions will not appear in the review screen.

You deploy SAP HANA on Azure (Large Instances). You need to back up the SAP HANA database to Azure.

Solution: You use a third-party tool that uses backint to back up the SAP HANA database to Azure storage. Does this meet the goal?

- A. Yes
- B. No

Answer: B

Explanation:

References:

<https://docs.microsoft.com/en-us/azure/backup/sap-hana-db-about>

<https://docs.microsoft.com/en-us/azure/backup/backup-azure-sap-hana-database#configure-backup>

NEW QUESTION 30

- (Exam Topic 2)

You plan to migrate an SAP environment to Azure.

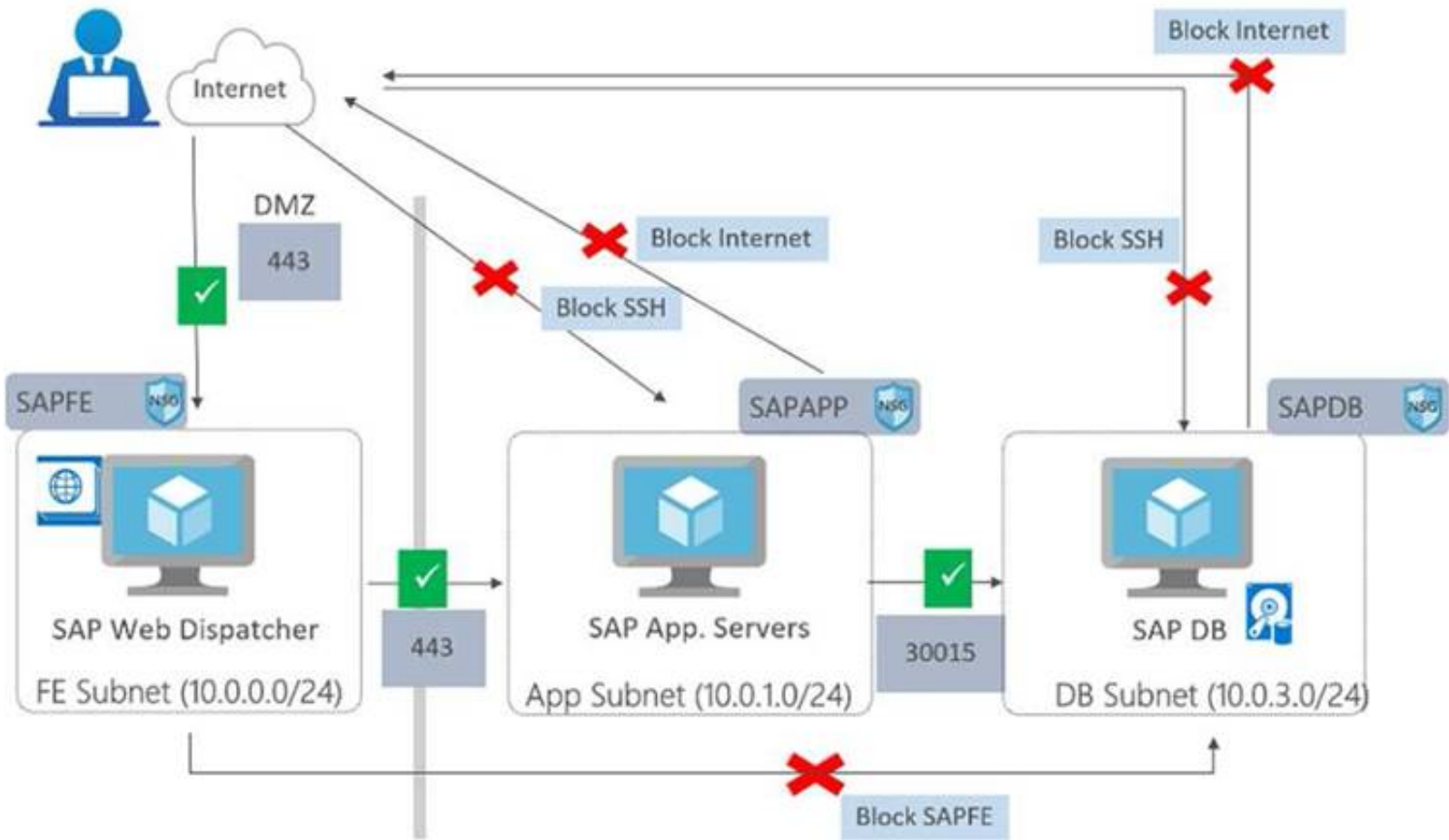
You need to create a design to facilitate end-user access to SAP applications over the Internet, while restricting user access to the virtual machines of the SAP application servers. What should you include in the design?

- A. Configure a public IP address for each SAP application server
- B. Deploy an internal Azure Standard Load Balancer for incoming connections
- C. Use an SAP Web Dispatcher to route all incoming connections
- D. Configure point-to-site VPN connections for each user

Answer: C

Explanation:

- A public internet user can reach the SAP Web-Dispatcher over port 443
- The SAP Web-Dispatcher can reach the SAP Application server over port 443
- The App Subnet accepts traffic on port 443 from 10.0.0.0/24
- The SAP Application server sends traffic on port 30015 to the SAP DB server
- The DB subnet accepts traffic on port 30015 from 10.0.1.0/24.
- Public Internet Access is blocked on both App Subnet and DB Subnet.



References:
<https://azure.microsoft.com/en-in/blog/sap-on-azure-architecture-designing-for-security/>

NEW QUESTION 35

- (Exam Topic 2)
You migrate an SAP environment to Azure.
You need to inspect all the outbound traffic from the SAP application servers to the Internet. Which two Azure resources should you use? Each correct answer presents part of the solution. Network Performance Monitor

- A. Azure Firewall
- B. Azure Traffic Manager
- C. Azure Load Balancer NAT rules
- D. Azure user-defined routes
- E. a web application firewall (WAF) for Azure Application Gateway

Answer: BE

NEW QUESTION 40

- (Exam Topic 2)
You are deploying an SAP environment across Azure Availability Zones. The environment has the following components:

- > ASCS/ERS instances that use a failover cluster
- > SAP application servers across the Azure Availability Zones
- > Database high availability by using a native database solution

For each of the following statements, select Yes if the statement is true. Otherwise, select No.
NOTE: Each correct selection is worth one point.

Statements	Yes	No
Network latency is a limiting factor when deploying DBMS instances that use synchronous replication across the Azure Availability Zones.	<input type="radio"/>	<input type="radio"/>
The performance of SAP systems can be validated by using ABAPMeter.	<input type="radio"/>	<input type="radio"/>
To help identify the best Azure Availability Zones for deploying the SAP components, you can use NIPING to verify network latency between the zones.	<input type="radio"/>	<input type="radio"/>

- A. Mastered
- B. Not Mastered

Answer: A

Explanation:

Box 1: No
Azure Availability Zones are physically separate locations within an Azure region protecting customers' applications and data from datacenter-level failures. It is good for applications that require low-latency synchronous replication with protection from datacenter-level failures.
Box 2: Yes
AAP application server to database server latency can be tested with ABAPMeter report /SSA/CAT. Box 3: Yes

To analyze network issue or measure network metrics you can test the connection using SAP's NIPING program. You can use NIPING to analyze the network connection between any two machines running SAP software.

Reference:

<https://azure.microsoft.com/sv-se/blog/azure-availability-zones-expand-with-new-services-and-to-new-regions-i> <https://azure.microsoft.com/en-us/blog/sap-on-azure-architecture-designing-for-performance-and-scalability/> <https://wiki.scn.sap.com/wiki/pages/viewpage.action?pageId=360974069>

NEW QUESTION 43

- (Exam Topic 2)

Note: This question is part of a series of questions that present the same scenario. Each question in the series contains a unique solution that might meet the stated goals. Some question sets might have more than one correct solution, while others might not have a correct solution.

After you answer a question in this section, you will NOT be able to return to it. As a result, these questions will not appear in the review screen.

You deploy SAP HANA on Azure (Large Instances). You need to back up the SAP HANA database to Azure.

Solution: You create a Recovery Services vault and a backup policy. Does this meet the goal?

A. Yes

B. No

Answer: A

Explanation:

Backup architecture

➤ The backup process begins by creating a Recovery services vault in Azure. This vault will be used to store the backups and recovery points created over time.

➤ The Azure VM running SAP HANA server is registered with the vault, and the databases to be backed-up are discovered. To enable the Azure Backup service to discover databases, a preregistration script must be run on the HANA server as a root user.

➤ This script creates AZUREWLBACKUPHANAUSER DB user and a corresponding key with the same name in hdbuserstore. Refer to the setting up permissions section to understand more about what the script does.

➤ Azure Backup Service now installs the Azure Backup Plugin for HANA on the registered SAP HANA server.

➤ The AZUREWLBACKUPHANAUSER DB user created by the preregistration script is used by the Azure Backup Plugin for HANA to perform all backup and restore operations. If you attempt to

configure backup for SAP HANA DBs without running this script, you might receive the following error: UserErrorHanaScriptNotRun.

➤ To configure backup on the databases that are discovered, choose the required backup policy and enable backups.

➤ Once the backup is configured, Azure Backup service sets up the Backint parameters at the DATABASE level on the protected SAP HANA server.

➤ The Azure Backup Plugin for HANA maintains all the backup schedules and policy details. It triggers the scheduled backups and communicates with the HANA Backup Engine through the Backint APIs.

➤ The HANA Backup Engine returns a Backint stream with the data to be backed up.

➤ All the scheduled backups and on-demand backups (triggered from the Azure portal) that are either full or differential are initiated by the Azure Backup Plugin for HANA. However, log backups are managed and triggered by HANA Backup Engine itself.

References:

<https://docs.microsoft.com/en-us/azure/backup/sap-hana-db-about>

<https://docs.microsoft.com/en-us/azure/backup/backup-azure-sap-hana-database#configure-backup>

NEW QUESTION 48

- (Exam Topic 2)

You plan to migrate an SAP HANA instance to Azure.

You need to gather CPU metrics from the last 24 hours from the instance.

Solution: You query views from SAP HANA Studio. Does this meet the goal?

A. Yes

B. No

Answer: B

Explanation:

The SAP HANA cockpit provides a single point of access to a range of SAP HANA administration and monitoring tasks. It is used to monitor and ensure the overall health of the system.

The HANA Monitoring dashboard also visualizes key HANA Metrics of SAP HANA system. References:

<https://developers.sap.com/tutorials/dt-monitoring-hana-part1.html> <https://www.hanatutorials.com/p/hana-monitoring-dashboard.html>

NEW QUESTION 50

- (Exam Topic 2)

You plan to deploy a high availability SAP environment that will use a failover clustering solution.

You have an Azure Resource Manager template that you will use for the deployment. You have the following relevant portion of the template.

```
    "apiVersion": "2017-08-01",
    "type": "Microsoft.Network/loadBalancers",
    "name": "load_balancer1",
    "location": "region",
    "sku":
      { "name": "Standard" },
    "properties": {
      "frontendIPConfigurations": [
        {
          "name": "frontend1",
          "zones": [ "1" ],
          "properties": {
            "subnet": {
              "Id": "[variables('subnetRef')]"
            },
            "privateIPAddress": "10.0.0.6",
            "privateIPAllocationMethod": "Static"
          }
        },
      ],
    }
  },
],
}
```

What is created by the template?

- A. a zonal frontend IP address for the internal Azure Standard Load Balancer
- B. a zone-redundant frontend IP address for the internal Azure Basic Load Balancer
- C. a zone -redundant public IP address for the internal load balancer
- D. a zone-redundant frontend IP address for the internal Azure Standard Load Balancer

Answer: D

Explanation:

Reference:

<https://docs.microsoft.com/en-us/azure/virtual-machines/workloads/sap/high-availability-guide-standard-load-ba>

NEW QUESTION 52

- (Exam Topic 2)

You have an SAP environment that is managed by using VMware vCenter. You plan to migrate the SAP environment to Azure.

You need to gather information to identify which compute resources are required in Azure. What should you use to gather the information?

- A. Azure Migrate and SAP EarlyWatch Alert reports
- B. Azure Site Recovery and SAP Quick Sizer
- C. SAP Quick Sizer and SAP HANA system replication
- D. Azure Site Recovery Deployment Planner and SAP HANA Cockpit

Answer: A

Explanation:

Azure Migrate is a Microsoft service that helps an enterprise assess how its on-premises workloads will perform, and how much they will cost to host, in the Azure public cloud.

An enterprise can use Azure Migrate to discover information about the VMware VMs running within its own data center, including CPU and memory usage, as well as performance history.

SAP EarlyWatch Alert (EWA) is a monitoring service for SAP customers, to monitor SAP systems in the solution landscape.

NEW QUESTION 55

- (Exam Topic 2)

You are planning high availability for an SAP environment on Azure. The SAP environment will use datacenters in two different zones.

Testing shows that the latency between the two zones supports synchronous DBMS replication.

You need to design a solution to ensure that SAP services are available if an Azure datacenter within a zone fails. The solution must meet the following requirements:

- * Provide automatic failover
- * Minimize costs

Which high availability configuration meets the requirements?

- A. Azure Availability Zones with an active/passive deployment

- B. Azure Site Recovery
- C. Azure Availability Sets with active/passive clustering
- D. Azure Availability Sets with active/active clustering

Answer: D

NEW QUESTION 60

- (Exam Topic 2)

You are deploying an SAP environment on Azure that will use an SAP HANA database server.

You provision an Azure virtual machine for SAP HANA by using the M64s virtual machine SKU.

You need to set the swap space by using the Microsoft Azure Linux Agent (waagent) configuration file. Which two settings should you configure? Each correct answer presents part of the solution.

NOTE: Each correct selection is worth one point.

- A. ResourceDisk.EnableSwapEncryption=n
- B. AutoUpdate.Enabled=n
- C. ResourceDisk.SwapSizeMB=229376
- D. ResourceDisk.EnableSwap=y

Answer: CD

Explanation:

To create a swap file in the directory that's defined by the ResourceDisk.MountPoint parameter, you can update the /etc/waagent.conf file by setting the following three parameters:

ResourceDisk.Format=y ResourceDisk.EnableSwap=y ResourceDisk.SwapSizeMB=xx References:

<https://support.microsoft.com/en-us/help/4010058/how-to-add-a-swap-file-in-linux-azure-virtual-machines>

NEW QUESTION 63

- (Exam Topic 2)

For each of the following statements, select Yes if the statement is true. Otherwise, select No.

NOTE: Each correct selection is worth one point.

Statements	Yes	No
Enabling Accelerated Networking on an SAP application server will decrease CPU usage.	<input type="radio"/>	<input type="radio"/>
Enabling Accelerated Networking on an SAP application server will increase jitter.	<input type="radio"/>	<input type="radio"/>
You can enable Accelerated Networking on any Azure virtual machine.	<input type="radio"/>	<input type="radio"/>

- A. Mastered
- B. Not Mastered

Answer: A

Explanation:

Box 1: Yes

By moving much of Azure's software-defined networking stack off the CPUs and into FPGA-based SmartNICs, compute cycles are reclaimed by end user applications, putting less load on the VM, decreasing jitter and inconsistency in latency.

Box 2: Yes

Box 3: No

Accelerated Networking (AN) is generally available (GA) and widely available for Windows and the latest distributions of Linux

References:

<https://azure.microsoft.com/en-us/blog/maximize-your-vm-s-performance-with-accelerated-networking-now-ge>

NEW QUESTION 68

- (Exam Topic 2)

You are designing the backup for an SAP database.

You have an Azure Storage account that is configured as shown in the following exhibit.

The cost of your storage account depends on the usage and the options you choose below.
[Learn more](#)

Account kind
StorageV2 (general purpose v2)

Performance ⓘ
Standard Premium

* Secure transfer required ⓘ
Disabled **Enabled**

Access tier (default) ⓘ
Cool Hot

Replication ⓘ
Geo-redundant storage (GRS) ▼

Azure Active Directory authentication for Azure Files (Preview) ⓘ
Disabled Enabled

Data Lake Storage Gen2
Hierarchical namespace ⓘ
Disabled Enabled

Use the drop-down menus to select the answer choice that completes each statement based on the information presented in the graphic.
NOTE: Each correct selection is worth one point.

Data in the storage account is stored on [answer choice].

Backups will be replicated [answer choice].

- A. Mastered
- B. Not Mastered

Answer: A

Explanation:

Box 1: standard solid-state drives (SSDs)

Standard SSD Managed Disks, a low-cost SSD offering, are optimized for test and entry-level production workloads requiring consistent latency.

Box 2: to another Azure region

Geo-redundant storage (GRS) copies your data synchronously three times within a single physical location in the primary region using LRS. It then copies your data asynchronously to a single physical location in a secondary region that is hundreds of miles away from the primary region.

References:

<https://azure.microsoft.com/en-us/pricing/details/managed-disks/>

<https://docs.microsoft.com/en-us/azure/storage/common/storage-redundancy#geo-redundant-storage>

NEW QUESTION 69

- (Exam Topic 2)

Your on-premises network contains SAP and non-SAP applications.

You have JAVA-based SAP systems that use SPNEGO for single-sign on (SSO) authentication. Your external portal uses multi-factor authentication (MFA) to authenticate users.

You plan to extend the on-premises authentication features to Azure and to migrate the SAP applications to Azure.

For each of the following statements, select Yes if the statement is true. Otherwise, select No.

NOTE: Each correct selection is worth one point.

Statements	Yes	No
Azure Active Directory (Azure AD) pass-through authentication can be used to enable MFA for on-premises users.	<input type="radio"/>	<input type="radio"/>
Azure Active Directory (Azure AD) password hash synchronization ensures that users can use on their on-premise credentials to authenticate to ABAP-based SAP systems on Azure.	<input type="radio"/>	<input type="radio"/>
Active Directory Federation Services (AD FS) can be used to enable MFA for on-premises users.	<input type="radio"/>	<input type="radio"/>

- A. Mastered
B. Not Mastered

Answer: A

Explanation:

Box 1: No

Need AD FS for MFA. See box 3.

Note: Azure Active Directory (Azure AD) Pass-through Authentication allows your users to sign in to both on-premises and cloud-based applications using the same passwords. This feature is an alternative to Azure AD Password Hash Synchronization (see Box 2).

Box 2: Yes

Password hash synchronization is one of the sign-in methods used to accomplish hybrid identity. Azure AD Connect synchronizes a hash, of the hash, of a users password from an on-premises Active Directory instance to a cloud-based Azure AD instance.

Password hash synchronization is an extension to the directory synchronization feature implemented by Azure AD Connect sync. You can use this feature to sign in to Azure AD services like Office 365. You sign in to the service by using the same password you use to sign in to your on-premises Active Directory instance.

Box 3: Yes

If your organization is federated with Azure AD, you can use Azure Multi-Factor Authentication to secure AD FS resources, both on-premises and in the cloud.

Azure MFA enables you to eliminate passwords and provide a more secure way to authenticate.

References:

<https://docs.microsoft.com/en-us/azure/active-directory/hybrid/whatis-phs>

<https://docs.microsoft.com/en-us/windows-server/identity/ad-fs/operations/configure-ad-fs-and-azure-mfa>

NEW QUESTION 73

.....

Thank You for Trying Our Product

* 100% Pass or Money Back

All our products come with a 90-day Money Back Guarantee.

* One year free update

You can enjoy free update one year. 24x7 online support.

* Trusted by Millions

We currently serve more than 30,000,000 customers.

* Shop Securely

All transactions are protected by VeriSign!

100% Pass Your AZ-120 Exam with Our Prep Materials Via below:

<https://www.certleader.com/AZ-120-dumps.html>