



Linux-Foundation

Exam Questions CKAD

Certified Kubernetes Application Developer (CKAD) Program

About Exambible

[Your Partner of IT Exam](#)

Found in 1998

Exambible is a company specialized on providing high quality IT exam practice study materials, especially Cisco CCNA, CCDA, CCNP, CCIE, Checkpoint CCSE, CompTIA A+, Network+ certification practice exams and so on. We guarantee that the candidates will not only pass any IT exam at the first attempt but also get profound understanding about the certificates they have got. There are so many alike companies in this industry, however, Exambible has its unique advantages that other companies could not achieve.

Our Advances

* 99.9% Uptime

All examinations will be up to date.

* 24/7 Quality Support

We will provide service round the clock.

* 100% Pass Rate

Our guarantee that you will pass the exam.

* Unique Gurantee

If you do not pass the exam at the first time, we will not only arrange FULL REFUND for you, but also provide you another exam of your claim, ABSOLUTELY FREE!

NEW QUESTION 1

Exhibit:



Context

You are tasked to create a secret and consume the secret in a pod using environment variables as follow:

Task

- Create a secret named another-secret with a key/value pair; key1/value4
- Start an nginx pod named nginx-secret using container image nginx, and add an environment variable exposing the value of the secret key key 1, usingCOOL_VARIABLE as the name for the environment variable inside the pod

- A. Mastered
B. Not Mastered

Answer: A

Explanation:

Solution:

```
student@node-1:~$ kubectl create secret generic some-secret --from-literal=key1=value4
secret/some-secret created
student@node-1:~$ kubectl get secret
NAME                                TYPE                                DATA  AGE
default-token-4kvr5                kubernetes.io/service-account-token  3      2d11h
some-secret                        Opaque                              1      5s
student@node-1:~$ kubectl run nginx-secret --image=nginx --dry-run=client -o yaml > nginx_secret
.yml
student@node-1:~$ vim nginx_secret.yml
```

Readme Web Terminal THE LINUX FOUNDATION

```
apiVersion: v1
kind: Pod
metadata:
  creationTimestamp: null
  labels:
    run: nginx-secret
  name: nginx-secret
spec:
  containers:
  - image: nginx
    name: nginx-secret
    resources: {}
  dnsPolicy: ClusterFirst
  restartPolicy: Always
status: {}

nginx_secret.yml" 15L, 253C 1,1 All
```

Readme
Web Terminal
THE **LINUX** FOUNDATION

```

apiVersion: v1
kind: Pod
metadata:
  labels:
    run: nginx-secret
    name: nginx-secret
spec:
  containers:
  - image: nginx
    name: nginx-secret
    env:
    - name: COOL_VARIABLE
      valueFrom:
        secretKeyRef:
          name: some-secret
          key: key1

```

-- INSERT --
16,20
All

Readme
Web Terminal
THE **LINUX** FOUNDATION

```

student@node-1:~$ kubectl get pods -n web
NAME      READY   STATUS    RESTARTS   AGE
cache     1/1     Running   0           9s
student@node-1:~$ kubectl create secret generic some-secret --from-literal=key1=value4
secret/some-secret created
student@node-1:~$ kubectl get secret
NAME                TYPE                               DATA   AGE
default-token-4kvr5  kubernetes.io/service-account-token  3       2d11h
some-secret          Opaque                               1       5s
student@node-1:~$ kubectl run nginx-secret --image=nginx --dry-run=client -o yaml > nginx_secret.yml
student@node-1:~$ vim nginx_secret.yml
student@node-1:~$ kubectl create -f nginx_secret.yml
pod/nginx-secret created
student@node-1:~$ kubectl get pods
NAME            READY   STATUS              RESTARTS   AGE
liveness-http   1/1     Running             0           6h38m
nginx-101       1/1     Running             0           6h39m
nginx-secret    0/1     ContainerCreating   0           4s
poller          1/1     Running             0           6h39m
student@node-1:~$ kubectl get pods
NAME            READY   STATUS              RESTARTS   AGE
liveness-http   1/1     Running             0           6h38m
nginx-101       1/1     Running             0           6h39m
nginx-secret    1/1     Running             0           8s
poller          1/1     Running             0           6h39m
student@node-1:~$

```

NEW QUESTION 2

Exhibit:



Context

You have been tasked with scaling an existing deployment for availability, and creating a service to expose the deployment within your infrastructure. Task Start with the deployment named kdsn00101-deployment which has already been deployed to the namespace kdsn00101 . Edit it to:

- Add the func=webFrontEndkey/value label to the pod template metadata to identify the pod for the service definition
- Have 4 replicas

Next, create ana deploy in namespace kdsn00l01 a service that accomplishes the following:

- Exposes the service on TCP port 8080
- is mapped to me pods defined by the specification of kdsn00l01-deployment
- Is of type NodePort
- Has a name of cherry

A. Mastered

B. Not Mastered

Answer: A

Explanation:

Solution:

```
student@node-1:~$ kubectl edit deployment kdsn00101-deployment -n kdsn00101
```



```
apiVersion: apps/v1
kind: Deployment
metadata:
  annotations:
    deployment.kubernetes.io/revision: "1"
    creationTimestamp: "2020-10-09T08:50:39Z"
    generation: 1
  labels:
    app: nginx
  name: kdsn00101-deployment
  namespace: kdsn00101
  resourceVersion: "4786"
  selfLink: /apis/apps/v1/namespaces/kdsn00101/deployments/kdsn00101-deployment
  uid: 8d3ace00-7761-4189-ba10-fbc676c311bf
spec:
  progressDeadlineSeconds: 600
  replicas: 1
  revisionHistoryLimit: 10
  selector:
    matchLabels:
      app: nginx
  strategy:
    type: RollingUpdate
  template:
    metadata:
      creationTimestamp: null
      labels:
        app: nginx
    spec:
      containers:
      - image: nginx:latest
        imagePullPolicy: Always
        name: nginx
        ports:
        - containerPort: 80
```



```
uid: 8d3ace00-7761-4189-ba10-fbc676c311bf
spec:
  progressDeadlineSeconds: 600
  replicas: 4
  revisionHistoryLimit: 10
  selector:
    matchLabels:
      app: nginx
  strategy:
    rollingUpdate:
      maxSurge: 25%
      maxUnavailable: 25%
    type: RollingUpdate
  template:
    metadata:
      creationTimestamp: null
      labels:
        app: nginx
        func: webFrontEnd
    spec:
      containers:
      - image: nginx:latest
        imagePullPolicy: Always
        name: nginx
        ports:
        - containerPort: 80
```

```
student@node-1:~$ kubectl edit deployment kdsn00101-deployment -n kdsn00101
deployment.apps/kdsn00101-deployment edited
student@node-1:~$ kubectl get deployment kdsn00101-deployment -n kdsn00101
NAME                                READY   UP-TO-DATE   AVAILABLE   AGE
kdsn00101-deployment               4/4     4            4           7h17m
student@node-1:~$ kubectl expose deployment kdsn00101-deployment -n kdsn00101 --type NodePort --
port 8080 --name cherry
service/cherry exposed
```

NEW QUESTION 3

Exhibit:

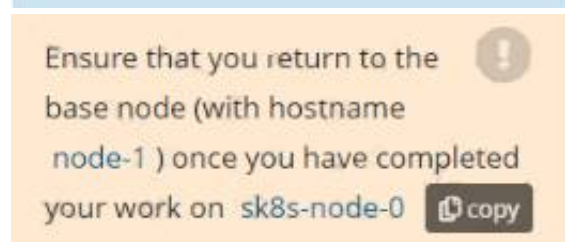
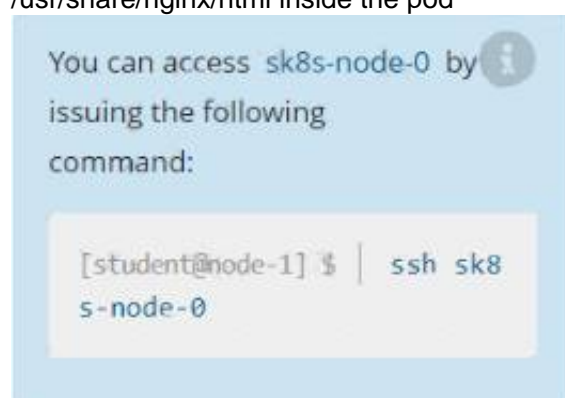


Context

A project that you are working on has a requirement for persistent data to be available. Task

To facilitate this, perform the following tasks:

- Create a file on node sk8s-node-0 at /opt/KDSP00101/data/index.html with the content Acct=Finance
- Create a PersistentVolume named task-pv-volume using hostPath and allocate 1Gi to it, specifying that the volume is at /opt/KDSP00101/data on the cluster's node. The configuration should specify the access mode of ReadWriteOnce . It should define the StorageClass name exam for the PersistentVolume , which will be used to bind PersistentVolumeClaim requests to this PersistentVolume.
- Create a PersistentVolumeClaim named task-pv-claim that requests a volume of at least 100Mi and specifies an access mode of ReadWriteOnce
- Create a pod that uses the PersistentVolumeClaim as a volume with a label app: my-storage-app mounting the resulting volume to a mountPath /usr/share/nginx/html inside the pod

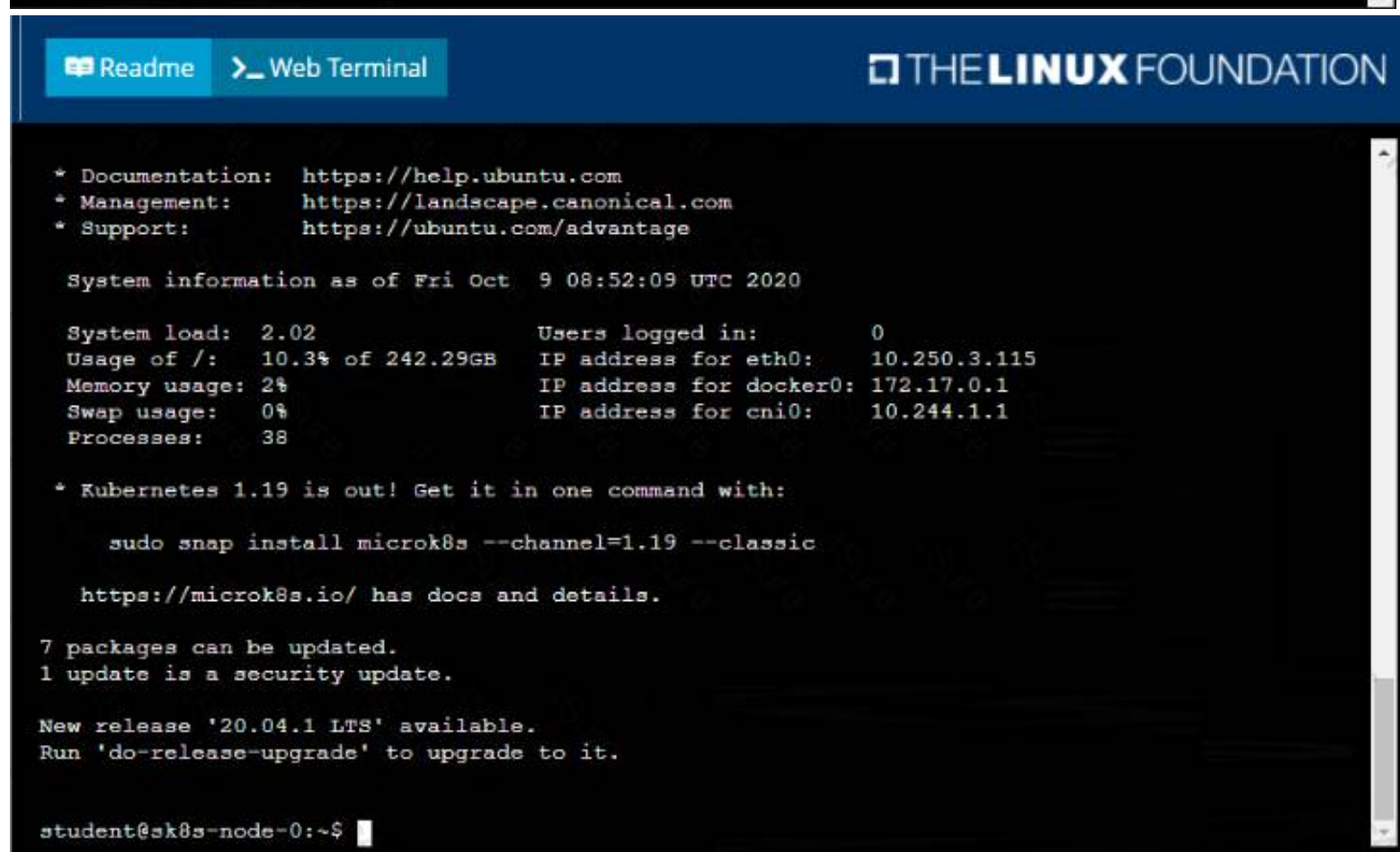
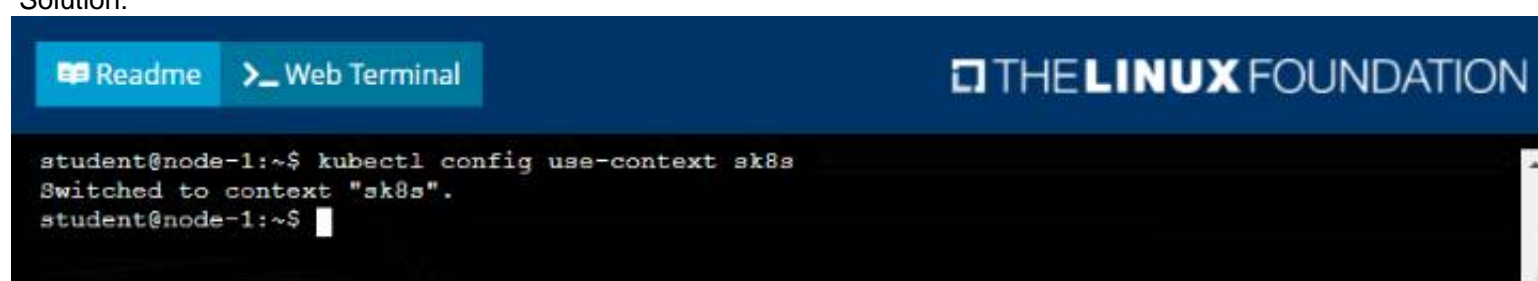


- A. Mastered
- B. Not Mastered


Answer: A

Explanation:

Solution:



Readme
Web Terminal



```

student@sk8s-node-0:~$ echo 'Acct=Finance' > /opt/KDSP00101/data/index.html
student@sk8s-node-0:~$ vim pv.yml

```

Readme
Web Terminal



```

-- INSERT --
0,1
All

```

Readme
Web Terminal




```

apiVersion: v1
kind: PersistentVolume
metadata:
  name: task-pv-volume
spec:
  capacity:
    storage: 1Gi
  accessModes:
    - ReadWriteOnce
  storageClassName: storage
  hostPath:
    path: /opt/KDSP00101/data
    type: Directory

```

Readme
Web Terminal



```

apiVersion: v1
kind: PersistentVolumeClaim
metadata:
  name: task-pv-claim
spec:
  accessModes:
    - ReadWriteOnce
  resources:
    requests:
      storage: 100Mi
  storageClassName: storage

```

```

student@sk8s-node-0:~$ kubectl create -f pv.yml
persistentvolume/task-pv-volume created
student@sk8s-node-0:~$ kubectl create -f pvc.yml
persistentvolumeclaim/task-pv-claim created
student@sk8s-node-0:~$ kubectl get pv
NAME                CAPACITY   ACCESS MODES   RECLAIM POLICY   STATUS   CLAIM                STORAGECLASS   AGE
task-pv-volume      1Gi        RWO            Retain           Bound    default/task-pv-claim storage         11s
student@sk8s-node-0:~$ kubectl get pvc
NAME                STATUS      VOLUME          CAPACITY   ACCESS MODES   STORAGECLASS   AGE
task-pv-claim       Bound      task-pv-volume  1Gi        RWO            storage         9s
student@sk8s-node-0:~$ vim pod.yml

```

NEW QUESTION 10

Relate Links

100% Pass Your CKAD Exam with ExamBible Prep Materials

<https://www.exambible.com/CKAD-exam/>

Contact us

We are proud of our high-quality customer service, which serves you around the clock 24/7.

Viste - <https://www.exambible.com/>