

Exam Questions DP-900

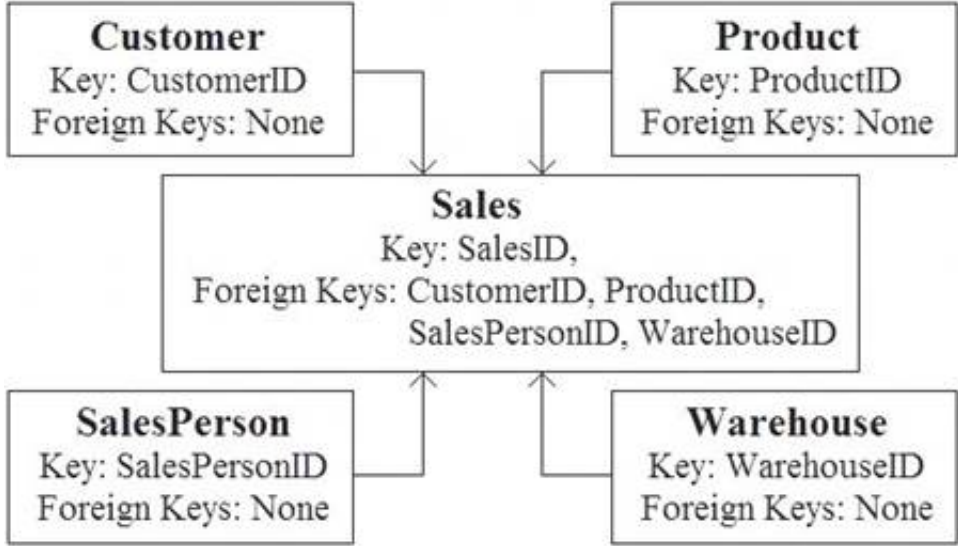
Microsoft Azure Data Fundamentals

<https://www.2passeasy.com/dumps/DP-900/>



NEW QUESTION 1

You are reviewing the data model shown in the following exhibit.



Use the drop-down menus to select the answer choice that completes each statement based on the information presented in the graphic.
NOTE: Each correct selection is worth one point

The data model is a [answer choice].

transactional model

star schema

snowflake schema

Customer is a [answer choice] table.

fact

dimension

bridge

- A. Mastered
- B. Not Mastered

Answer: A

Explanation:

The data model is a [answer choice].

transactional model

star schema

snowflake schema

Customer is a [answer choice] table.

fact

dimension

bridge

NEW QUESTION 2

A bar chart showing year-to date sales by region is an example of which type of analytics?

- A. descriptive
- B. diagnostic
- C. predictive
- D. prescriptive

Answer: B

NEW QUESTION 3

Your company has a reporting solution that has paginated reports. The reports query a dimensional model in a data warehouse. Which type of processing does the reporting solution use?

- A. stream processing
- B. Online Transaction Processing (OLTP)
- C. batch processing
- D. Online Analytical Processing (OLAP)

Answer: D

NEW QUESTION 4

Which command-line tool can you use to query Azure SQL databases?

- A. sqlcmd
- B. bcp
- C. azdata
- D. Azure CLI

Answer: D

NEW QUESTION 5

You need to query a table named Products in an Azure SQL database.

Which three requirements must be met to query the table from the internet? Each correct answer presents part of the solution. (Choose three.)

NOTE: Each correct selection is worth one point.

- A. You must be assigned the Reader role for the resource group that contains the database.
- B. You must have SELECT access to the Products table.
- C. You must have a user in the database.
- D. You must be assigned the Contributor role for the resource group that contains the database.
- E. Your IP address must be allowed to connect to the database.

Answer: ACE

NEW QUESTION 6

To complete the sentence, select the appropriate option in the answer area.

Batch workloads

- process data in memory, row-by-row.
- collect and process data at most once a day.
- process data as new data is received in near real-time.
- collect data and then process the data when a condition is met.

- A. Mastered
- B. Not Mastered

Answer: A


Explanation:

Batch workloads

- process data in memory, row-by-row.
- collect and process data at most once a day.
- process data as new data is received in near real-time.
- collect data and then process the data when a condition is met.

NEW QUESTION 7

Your company recently reported sales from the third quarter. You have the chart shown in the following exhibit.



Which type of analysis is shown for the fourth quarter?

- A. predictive
- B. prescription
- C. descriptive
- D. diagnostic

Answer: B

NEW QUESTION 8

Match the tools to the appropriate descriptions.
To answer, drag the appropriate tool from the column on the left to its description on the right. Each tool may be used once, more than once, or not at all.
NOTE: Each correct match is worth one point.

Tools

Azure Data Studio

Microsoft SQL Server Data Tools (SSDT)

Microsoft SQL Server Management Studio (SSMS)

Microsoft Visual Studio Code

Answer Area

Tool

A graphical tool for managing Azure SQL databases and viewing SQL execution plans

Tool

A Microsoft SQL Server extension that supports connections to SQL Server and provides a rich editing experience for T-SQL

Tool

A lightweight editor that can run on-demand SQL queries and view and save results as text, JSON, or Microsoft Excel files

Tool

A development tool for building Azure SQL databases, Microsoft SQL Server relational databases, SQL Server Analysis Services (SSAS) data models, SQL Server Integration Services (SSIS) packages, and SQL Server Reporting Services (SSRS) reports

- A. Mastered
- B. Not Mastered

Answer: A

Explanation:

Tools

Azure Data Studio

Microsoft SQL Server Data Tools (SSDT)

Microsoft SQL Server Management Studio (SSMS)

Microsoft Visual Studio Code

Answer Area

Microsoft SQL Server Data Tools (SSDT)

A graphical tool for managing Azure SQL databases and viewing SQL execution plans

Azure Data Studio

A Microsoft SQL Server extension that supports connections to SQL Server and provides a rich editing experience for T-SQL

Microsoft SQL Server Management Studio (SSMS)

A lightweight editor that can run on-demand SQL queries and view and save results as text, JSON, or Microsoft Excel files

Microsoft Visual Studio Code

A development tool for building Azure SQL databases, Microsoft SQL Server relational databases, SQL Server Analysis Services (SSAS) data models, SQL Server Integration Services (SSIS) packages, and SQL Server Reporting Services (SSRS) reports

NEW QUESTION 9

To complete the sentence, select the appropriate option in the answer area.

Answer Area

Relational data uses

collections

columns

keys

partitions

 to enforce relationships between different tables.

- A. Mastered
- B. Not Mastered

Answer: A

Explanation:

Answer Area

Relational data uses

collections

columns

keys

partitions

 to enforce relationships between different tables.

NEW QUESTION 10

To complete the sentence, select the appropriate option in the answer area.

An extract, transform, and load (ETL) process requires

a matching schema in the data source and the data target.

a target data store powerful enough to transform data.

data that is fully processed before being loaded to the target data store.

that the data target be a relational database.

- A. Mastered
- B. Not Mastered

Answer: A

Explanation:

An extract, transform, and load (ETL) process requires

a matching schema in the data source and the data target.

a target data store powerful enough to transform data.

data that is fully processed before being loaded to the target data store.

that the data target be a relational database.

NEW QUESTION 10

Which two activities can be performed entirely by using the Microsoft Power BI service? Each correct answer presents a complete solution. (Choose two.)
 NOTE: Each correct selection is worth one point.

- A. report and dashboard creation
- B. report sharing and distribution
- C. data modeling
- D. data acquisition and preparation

Answer: AD

NEW QUESTION 14

For each of the following statements, select Yes if the statement is true. Otherwise, select No. NOTE: Each correct selection is worth one point.

Statements	Yes	No
A Microsoft Power BI dashboard is associated with a single workspace.	<input type="radio"/>	<input type="radio"/>
A Microsoft Power BI dashboard can only display visualizations from a single dataset.	<input type="radio"/>	<input type="radio"/>
A Microsoft Power BI dashboard can display visualizations from a Microsoft Excel workbook.	<input type="radio"/>	<input type="radio"/>

- A. Mastered
- B. Not Mastered

Answer: A

Explanation:

Statements	Yes	No
A Microsoft Power BI dashboard is associated with a single workspace.	<input type="radio"/>	<input checked="" type="radio"/>
A Microsoft Power BI dashboard can only display visualizations from a single dataset.	<input type="radio"/>	<input checked="" type="radio"/>
A Microsoft Power BI dashboard can display visualizations from a Microsoft Excel workbook.	<input checked="" type="radio"/>	<input type="radio"/>

NEW QUESTION 16

For each of the following statements, select Yes if the statement is true. Otherwise, select No. NOTE: Each correct selection is worth one point.

Statements	Yes	No
Normalization involves eliminating relationships between database tables.	<input type="radio"/>	<input type="radio"/>
Normalizing a database reduces data redundancy.	<input type="radio"/>	<input type="radio"/>
Normalization improves data integrity.	<input type="radio"/>	<input type="radio"/>

- A. Mastered
- B. Not Mastered

Answer: A

Explanation:

Statements	Yes	No
Normalization involves eliminating relationships between database tables.	<input type="radio"/>	<input checked="" type="radio"/>
Normalizing a database reduces data redundancy.	<input checked="" type="radio"/>	<input type="radio"/>
Normalization improves data integrity.	<input checked="" type="radio"/>	<input type="radio"/>

NEW QUESTION 17

You need to ensure that users use multi-factor authentication (MFA) when connecting to an Azure SQL database. Which type of authentication should you use?

- A. service principal authentication
- B. Azure Active Directory (Azure AD) authentication
- C. SQL authentication
- D. certificate authentication

Answer: B

NEW QUESTION 21

You have an Azure Cosmos DB account that uses the Core (SQL) API.

Which two settings can you configure at the container level? Each correct answer presents a complete solution. (Choose two.)

NOTE: Each correct selection is worth one point.

- A. the throughput
- B. the read region
- C. the partition key
- D. the API

Answer: AC

NEW QUESTION 25

You are writing a set of SQL queries that administrators will use to troubleshoot an Azure SQL database. You need to embed documents and query results into a SQL notebook.

What should you use?

- A. Microsoft SQL Server Management Studio (SSMS)
- B. Azure Data Studio
- C. Azure CLI
- D. Azure PowerShell

Answer: B

NEW QUESTION 28

For each of the following statements, select Yes if the statement is true. Otherwise, select No. NOTE: Each correct selection is worth one point.

Statements	Yes	No
Azure Table storage supports multiple read replicas.	<input type="radio"/>	<input type="radio"/>
Azure Table storage supports multiple write regions.	<input type="radio"/>	<input type="radio"/>
The Azure Cosmos DB Table API supports multiple read replicas.	<input type="radio"/>	<input type="radio"/>
The Azure Cosmos DB Table API supports multiple write regions.	<input type="radio"/>	<input type="radio"/>

- A. Mastered
- B. Not Mastered

Answer: A

Explanation:

Statements	Yes	No
Azure Table storage supports multiple read replicas.	<input checked="" type="radio"/>	<input type="radio"/>
Azure Table storage supports multiple write regions.	<input type="radio"/>	<input checked="" type="radio"/>
The Azure Cosmos DB Table API supports multiple read replicas.	<input checked="" type="radio"/>	<input type="radio"/>
The Azure Cosmos DB Table API supports multiple write regions.	<input checked="" type="radio"/>	<input type="radio"/>

NEW QUESTION 29

Which scenario is an example of a streaming workload?

- A. sending transactions that are older than a month to an archive
- B. sending transactions daily from point of sale (POS) devices
- C. sending telemetry data from edge devices
- D. sending cloud infrastructure metadata every 30 minutes

Answer: C

NEW QUESTION 30

For each of the following statements, select Yes if the statement is true. Otherwise, select No. NOTE: Each correct selection is worth one point.

Statements	Yes	No
Azure SQL Database includes a fully managed backup service.	<input type="radio"/>	<input type="radio"/>
Azure SQL Database has built-in high availability.	<input type="radio"/>	<input type="radio"/>
Azure SQL Database can use Azure Advanced Threat Protection (ATP).	<input type="radio"/>	<input type="radio"/>

- A. Mastered
- B. Not Mastered

Answer: A

Explanation:

Statements	Yes	No
Azure SQL Database includes a fully managed backup service.	<input checked="" type="radio"/>	<input type="radio"/>
Azure SQL Database has built-in high availability.	<input checked="" type="radio"/>	<input type="radio"/>
Azure SQL Database can use Azure Advanced Threat Protection (ATP).	<input checked="" type="radio"/>	<input type="radio"/>

NEW QUESTION 35

Match the types of workloads to the appropriate scenarios.

To answer, drag the appropriate workload type from the column on the left to its scenario on the right. Each workload type may be used once, more than once, or not at all.

NOTE: Each correct match is worth one point.

Workload Types	Answer Area
<div>Batch</div>	<div>Workload Type</div> Analyzing web traffic from the past year
<div>Streaming</div>	<div>Workload Type</div> Classifying images that were uploaded last month
	<div>Workload Type</div> Tracking how many people are currently using a website

- A. Mastered
- B. Not Mastered

Answer: A

Explanation:



NEW QUESTION 39

You have a transactional application that stem data in an Azure SQ1 managed instance. When should you implement a read-only database replica?

- A. You need to generate reports without affecting the transactional workload.
- B. You need to audit the transactional application.
- C. You need to implement high availability in the event of a regional outage
- D. You need to improve the recovery point objective (RPO).

Answer: C

NEW QUESTION 42

You have an application that runs on Windows and requires access to a mapped drive. Which Azure service should you use?

- A. Azure Cosmos DB
- B. Azure Table storage
- C. Azure Files
- D. Azure Blob Storage

Answer: A

NEW QUESTION 47

To complete the sentence, select the appropriate option in the answer area.

The massively parallel processing (MPP) engine of Azure Synapse Analytics

- distributes processing across compute nodes.
- distributes processing across control nodes.
- redirects client connections across compute nodes.
- redirects client connections across control nodes.

- A. Mastered
- B. Not Mastered

Answer: A

Explanation:

The massively parallel processing (MPP) engine of Azure Synapse Analytics

- distributes processing across compute nodes.
- distributes processing across control nodes.
- redirects client connections across compute nodes.
- redirects client connections across control nodes.

NEW QUESTION 49

Which statement is an example of Data Manipulation Language (DML).

- A. INSERT
- B. DISABLE
- C. ALTER
- D. DROP

Answer: C

NEW QUESTION 52

When can you use an Azure Resource Manager template?

- A. to automate the creation of an interdependent group of Azure resources in a repeatable way
- B. to automate the creation of an interdependent and develop can deploy from the Azure portal
- C. To provision Azure subscriptions and apply policies for multi-tenant deployments

D. To set complex permissions automatically on existing objects in an Azure subscription

Answer: C

NEW QUESTION 54

Which setting can only be configured during the creation of an Azure Cosmos DB account?

- A. geo-redundancy
- B. multi-region writes
- C. production or non-reduction account type
- D. API

Answer: C

NEW QUESTION 55

You have a SQL pool in Azure Synapse Analytics that is only used actively every night for eight hours. You need to minimize the cost of the SQL pool during idle times. The solution must ensure that the data remains intact.

What should you do on the SQL pool?

- A. Scale down the data warehouse units (DWUs).
- B. Pause the pool.
- C. Create a user-defined restore point.
- D. Delete the pool

Answer: B

NEW QUESTION 58

Which Azure Data Factory component provides the compute environment for activities?

- A. a linked service
- B. an integration runtime
- C. a control flow
- D. a pipeline

Answer: A

NEW QUESTION 59

Which two Azure services can be used to provision Spark clusters? Each correct answer presents a complete solution.

NOTE: Each correct selection is worth one point.

- A. Azure Databricks
- B. Azure Log Analytics
- C. Azure Time Series Insights
- D. Azure HDInsight

Answer: AD

NEW QUESTION 64

Which type of non-relational data store supports a flexible schema, stores data as JSON files, and stores the all the data for an entity in the same document?

- A. document
- B. columnar
- C. graph
- D. time series

Answer: A

NEW QUESTION 65

You have the following SQL query.

```
INSERT INTO dbo.Products (ProductID, ProductName, Price, ProductDescription)
VALUES (1, 'Clamp', 12.48, 'Workbench clamp');
```

NOTE: Each correct selection is worth one point.

Answer Area

Dbo.Products:	<div><div>A column</div><div>A database</div><div>A table</div><div>An index</div></div>
ProductName:	<div><div>A column</div><div>A database</div><div>A table</div><div>An index</div></div>

- A. Mastered
- B. Not Mastered

Answer: A

Explanation:
Answer Area

Dbp.Products:

ProductName:

A column

A database

A table

An index

A column

A database

A table

An index

NEW QUESTION 68

Which Azure Data Factory component initiates the execution of a pipeline?

- A. a control flow
- B. a trigger
- C. a parameter
- D. an activity

Answer: B

NEW QUESTION 71

Match the types of workloads the appropriate scenario.
To answer, drag the appropriate workload type from the column on the left to its scenario on the right. Each workload type may be used once, more than once or not at all.
NOTE: Each correct match is worth one point.

Workload Types

Batch

Micro-batch

Streaming

Answer Area

Workload Type

Data for a product catalog will be loaded every 12 hours to a data warehouse

Workload Type

Data for online purchases will be loaded to a data warehouse as the purchases occur

Workload Type

Updates to inventory data will be loaded to a data warehouse every 1,000 transactions

- A. Mastered
- B. Not Mastered

Answer: A

Explanation:

Workload Types

Batch

Micro-batch

Streaming

Answer Area

Batch

Streaming

Micro-batch

Data for a product catalog will be loaded every 12 hours to a data warehouse

Data for online purchases will be loaded to a data warehouse as the purchases occur

Updates to inventory data will be loaded to a data warehouse every 1,000 transactions

NEW QUESTION 73

Match the Azure services to appropriate requirements.
To answer, drag the appropriate services from the column on the left to its requirement on the right. Each service may be used once, more than once, or not at all.
NOTE: Each correct match is worth one point.

Azure Services

Azure Data Factory

Azure Data Lake Storage

Azure SQL Database

Azure Synapse Analytics

Answer Area

Azure Service

Azure Service

Azure Service

Output data to Parquet format


Store data that is in Parquet format

Persist a tabular representation of data that is stored in Parquet format

- A. Mastered
- B. Not Mastered

Answer: A

Explanation:



NEW QUESTION 77

Your company plans to load data from a customer relationship management (CRM) system to a data warehouse by using an extract load, and transform (ELT) process.

Where does data processing occur for each stage of the ELT process? To answer, drag the appropriate locations to the correct. Each location may be used once, or not at all, You may need to drag the split bar between panes or scroll to view content.

NOTE: Each correct selection is worth one point.



- A. Mastered
- B. Not Mastered

Answer: A

Explanation:



NEW QUESTION 82

Your company is designing a database that will contain session data for a website. The data will include notifications, personalization attributes, and products that are added to a shopping cart.

Which type of data store will provide the lowest latency to retrieve the data?

- A. key/value
- B. graph
- C. columnar
- D. document

Answer: C

NEW QUESTION 83

You have an e-commerce application that reads and writes data to an Azure SQL database. Which type of processing does the application use?

- A. stream processing
- B. batch processing
- C. Online Analytical Processing (OLTP)
- D. Online Transaction Processing (OLTP)

Answer: D

NEW QUESTION 87

Your company needs to design a database that shows how changes traffic in one area of a network affect other components on the network. Which type of data store should you use?

- A. Key/value
- B. Graph
- C. Document
- D. columnar

Answer: B

NEW QUESTION 92

At which level in Azure Cosmos DB can you configure multiple write regions and read regions?

- A. database
- B. partition
- C. collection
- D. account

Answer: C

NEW QUESTION 94

For each of the following statements, select Yes if the statement is true. Otherwise, select No. NOTE: Each correct selection is worth one point.

Statements	Yes	No
When ingesting data from Azure Data Lake Storage across Azure regions, you will incur costs for bandwidth.	<input type="radio"/>	<input type="radio"/>
You can use blob, table, and file storage in the same Azure Storage account.	<input type="radio"/>	<input type="radio"/>
You implement Azure Data Lake Storage by creating an Azure Storage account.	<input type="radio"/>	<input type="radio"/>

- A. Mastered
- B. Not Mastered

Answer: A

Explanation:

Statements	Yes	No
When ingesting data from Azure Data Lake Storage across Azure regions, you will incur costs for bandwidth.	<input checked="" type="radio"/>	<input type="radio"/>
You can use blob, table, and file storage in the same Azure Storage account.	<input checked="" type="radio"/>	<input type="radio"/>
You implement Azure Data Lake Storage by creating an Azure Storage account.	<input checked="" type="radio"/>	<input type="radio"/>

NEW QUESTION 98

You need to recommend a non-relational data store that is optimized for storing and retrieving files, videos, audio stream, and virtual disk images. The data store must store data, some metadata, and a unique ID for each file.

Which type of data store should you recommend?

- A. document
- B. key/value
- C. object
- D. columnar

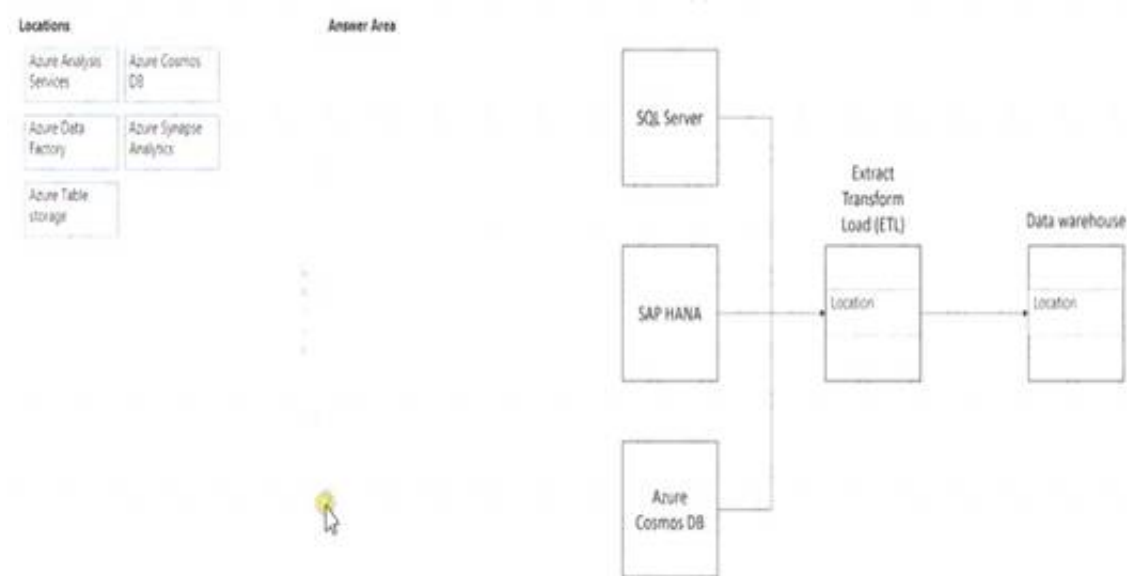
Answer: C

NEW QUESTION 99

Match the Azure services to the appropriate locations in the architecture.

To answer, drag the appropriate service from the column on the left to its location on the right. Each service may be used once, more than once, or not at all.

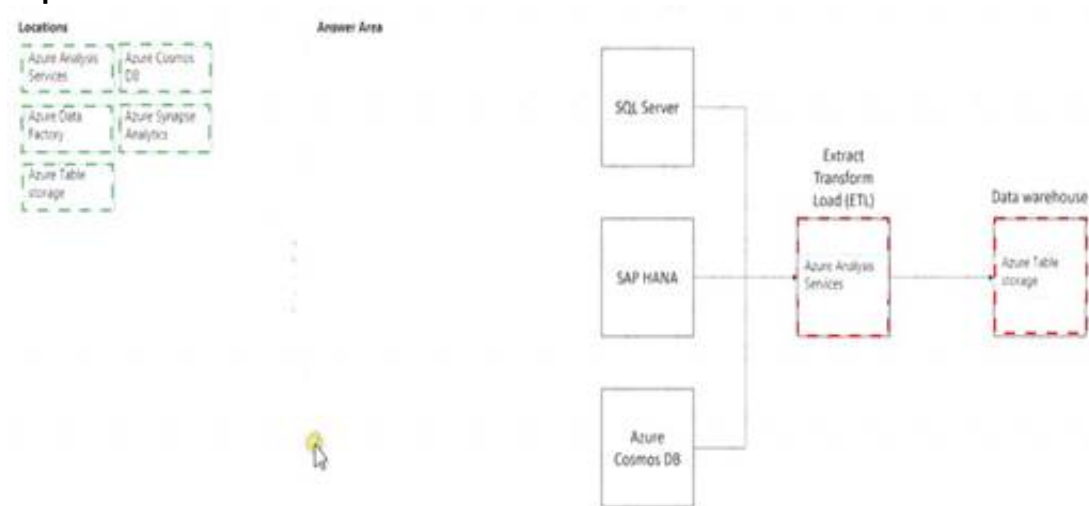
NOTE: Each correct match is worth one point.



- A. Mastered
- B. Not Mastered

Answer: A

Explanation:



NEW QUESTION 100

You have a SQL query that combines customer data and order data. The query includes calculated columns. You need to persist the SQL query so that other users can use the query. What should you create?

- A. a table
- B. an index
- C. scalar function
- D. a view

Answer: B

NEW QUESTION 101

What is a benefit of the Azure Cosmos DB Table API as compared to Azure Table storage?

- A. supports partitioning
- B. provides resiliency if art Azure region fads
- C. provides a higher storage capacity
- D. supports a multi-master model

Answer: B

NEW QUESTION 104

Your company if designing an application that will write a high volume of JSON data and will have an application-defined schema. Which type of data store should you use?

- A. key/value
- B. document
- C. graph
- D. columnar

Answer: A

NEW QUESTION 105

You have an Azure SQL database that you access directly from the internet. You recently changed your external IP address. After changing the IP address, you can no longer access the database. You can connect to other resources in Azure What is a possible cause of the issue?

- A. a database-level firewall
- B. role-based access control (RSAC)
- C. Dynamic Host Configuration Protocol (DHCP)
- D. Domain Name Service (DNS)

Answer: D

NEW QUESTION 110

You have a table named Sales that contains the following data.

SalesDate	SalesAmount	ProductID
4-Apr-20	\$2,000	1
5-Apr-20	\$40	2
5-Apr-20	\$2,300	1
6-Apr-20	\$40	3
6-Apr-20	\$200	4

You need to query the table to return the average sales amount day. The output must produce the following results.

SalesDate	AVG(SalesAmount)
4-Apr-20	\$2,000
5-Apr-20	\$1,170
6-Apr-20	\$120

How should you complete the query? To answer, drag the appropriate values to the correct targets. Each value may be used once, more than once, or not at all. You may need to drag the split bar between panes or scroll to view content.

NOTE: Each correct selection is worth one point.

Values

CREATE

GROUP BY

ORDER BY

SELECT

Answer Area

Value: SalesDate, AVG(SalesAmount)

FROM Sales

Value: SalesDate

- A. Mastered
- B. Not Mastered

Answer: A

Explanation:

Values

CREATE

GROUP BY

ORDER BY

SELECT

Answer Area

CREATE: SalesDate, AVG(SalesAmount)

FROM Sales

SELECT: SalesDate

NEW QUESTION 111

To complete the sentence, select the appropriate option in the answer area.

Answer Area

A Microsoft Power BI dashboard enables users to create highly formatted, fixed-layout documents or interactive report archiving.

dashboard

interactive report

paginated report

subscription

- A. Mastered
- B. Not Mastered

Answer: A

Explanation:

Paginated Reports

<https://powerbi.microsoft.com/en-us/blog/announcing-paginated-reports-in-power-bi-general-availability/>

NEW QUESTION 114

You are deploying a software as a service (SaaS) application that requires a relational database for Online Transaction Processing (OLTP). Which Azure service should you use to support the application?

- A. Azure Cosmos D3
- B. Azure Synapse Analytics
- C. Azure HCMmtghi
- D. Azure SQL Database

Answer: B

NEW QUESTION 115

For each of the following statements, select Yes if the statement is true. Otherwise, select No. NOTE: Each correct selection is worth one point.

Statements	Yes	No
Processing salary payments once a month is an example of a batch workload.	<input type="radio"/>	<input type="radio"/>
A wind turbine that sends 50 sensor readings per second is an example of a streaming workload.	<input type="radio"/>	<input type="radio"/>
A home electricity meter that sends readings once a day to an energy provider is an example of a streaming workload.	<input type="radio"/>	<input type="radio"/>

- A. Mastered
B. Not Mastered

Answer: A

Explanation:

Statements	Yes	No
Processing salary payments once a month is an example of a batch workload.	<input checked="" type="radio"/>	<input type="radio"/>
A wind turbine that sends 50 sensor readings per second is an example of a streaming workload.	<input checked="" type="radio"/>	<input type="radio"/>
A home electricity meter that sends readings once a day to an energy provider is an example of a streaming workload.	<input type="radio"/>	<input checked="" type="radio"/>

NEW QUESTION 118

.....

THANKS FOR TRYING THE DEMO OF OUR PRODUCT

Visit Our Site to Purchase the Full Set of Actual DP-900 Exam Questions With Answers.

We Also Provide Practice Exam Software That Simulates Real Exam Environment And Has Many Self-Assessment Features. Order the DP-900 Product From:

<https://www.2passeasy.com/dumps/DP-900/>

Money Back Guarantee

DP-900 Practice Exam Features:

- * DP-900 Questions and Answers Updated Frequently
- * DP-900 Practice Questions Verified by Expert Senior Certified Staff
- * DP-900 Most Realistic Questions that Guarantee you a Pass on Your FirstTry
- * DP-900 Practice Test Questions in Multiple Choice Formats and Updatesfor 1 Year