



Linux-Foundation

Exam Questions CKAD

Certified Kubernetes Application Developer (CKAD) Program

About Exambible

[Your Partner of IT Exam](#)

Found in 1998

Exambible is a company specialized on providing high quality IT exam practice study materials, especially Cisco CCNA, CCDA, CCNP, CCIE, Checkpoint CCSE, CompTIA A+, Network+ certification practice exams and so on. We guarantee that the candidates will not only pass any IT exam at the first attempt but also get profound understanding about the certificates they have got. There are so many alike companies in this industry, however, Exambible has its unique advantages that other companies could not achieve.

Our Advances

* 99.9% Uptime

All examinations will be up to date.

* 24/7 Quality Support

We will provide service round the clock.

* 100% Pass Rate

Our guarantee that you will pass the exam.

* Unique Gurantee

If you do not pass the exam at the first time, we will not only arrange FULL REFUND for you, but also provide you another exam of your claim, ABSOLUTELY FREE!

NEW QUESTION 1

Exhibit:



Task

A deployment is falling on the cluster due to an incorrect image being specified. Locate the deployment, and fix the problem.

Pending

- A. Mastered
- B. Not Mastered

Answer: A

Explanation:

Suggest the Solution.

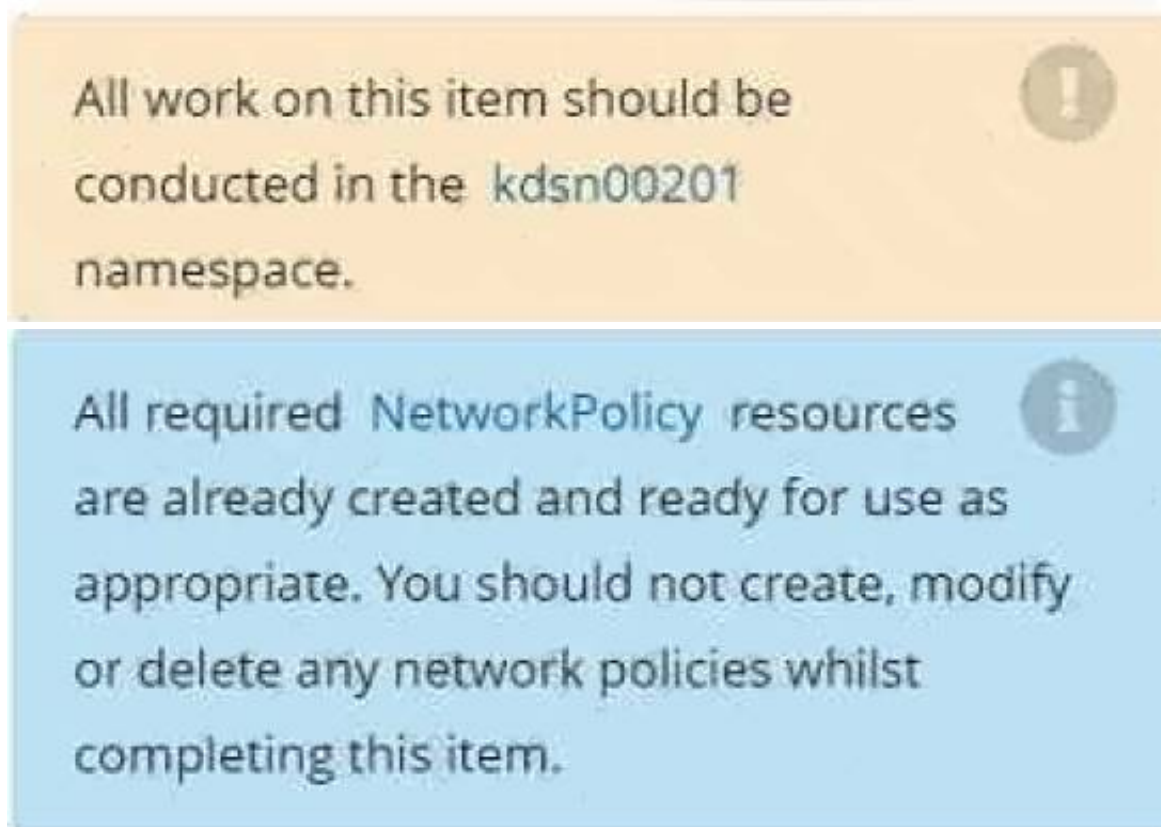
NEW QUESTION 2

Exhibit:



Task

You have rolled out a new pod to your infrastructure and now you need to allow it to communicate with the web and storage pods but nothing else. Given the running pod `kdsn00201` -newpod edit it to use a network policy that will allow it to send and receive traffic only to and from the web and storage pods.



- A. Mastered
- B. Not Mastered

Answer: A

Explanation:

Suggest the Solution.

NEW QUESTION 3

Exhibit:

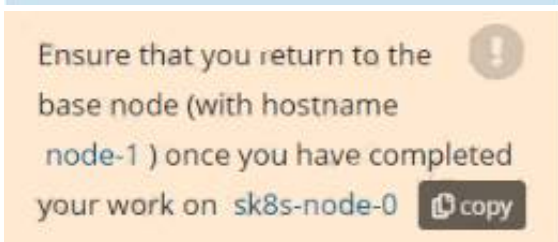
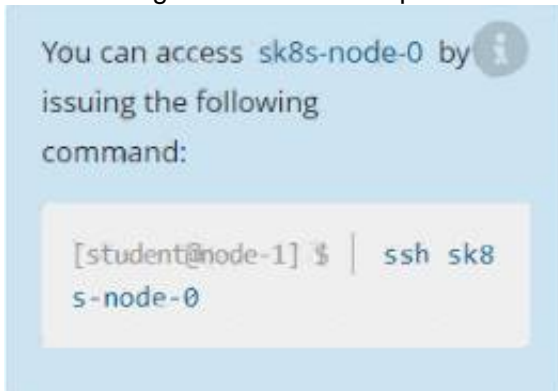


Context

A project that you are working on has a requirement for persistent data to be available. Task

To facilitate this, perform the following tasks:

- Create a file on node sk8s-node-0 at /opt/KDSP00101/data/index.html with the content Acct=Finance
- Create a PersistentVolume named task-pv-volume using hostPath and allocate 1Gi to it, specifying that the volume is at /opt/KDSP00101/data on the cluster's node. The configuration should specify the access mode of ReadWriteOnce . It should define the StorageClass name exam for the PersistentVolume , which will be used to bind PersistentVolumeClaim requests to this PersistentVolume.
- Create a PersistentVolumeClaim named task-pv-claim that requests a volume of at least 100Mi and specifies an access mode of ReadWriteOnce
- Create a pod that uses the PersistentVolumeClaim as a volume with a label app: my-storage-app mounting the resulting volume to a mountPath /usr/share/nginx/html inside the pod

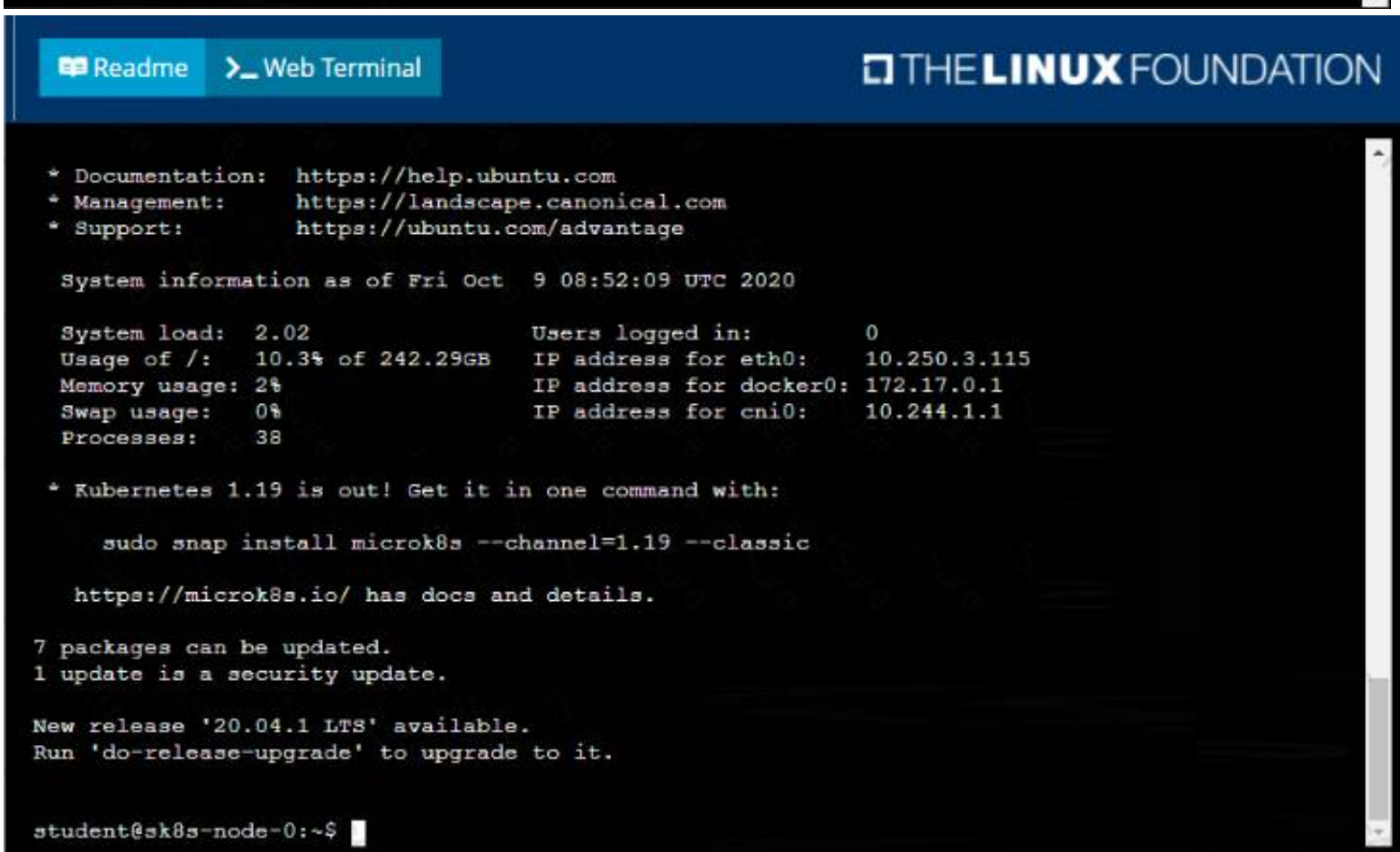
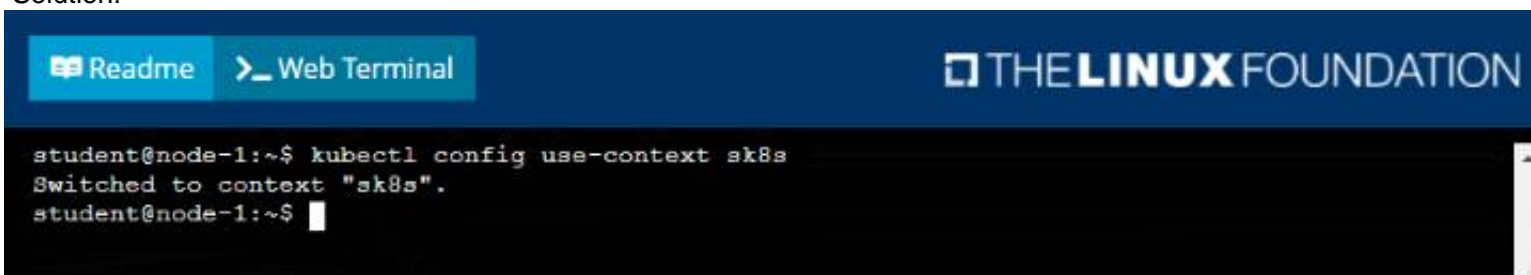


- A. Mastered
- B. Not Mastered

Answer: A

Explanation:

Solution:




```
student@sk8s-node-0:~$ kubectl create -f pv.yml
persistentvolume/task-pv-volume created
student@sk8s-node-0:~$ kubectl create -f pvc.yml
persistentvolumeclaim/task-pv-claim created
student@sk8s-node-0:~$ kubectl get pv
NAME                CAPACITY   ACCESS MODES   RECLAIM POLICY   STATUS   CLAIM                STORAGECLASS   AGE
task-pv-volume      1Gi        RWO             Retain            Bound    default/task-pv-claim storageclass      11s
student@sk8s-node-0:~$ kubectl get pvc
NAME                STATUS   VOLUME             CAPACITY   ACCESS MODES   STORAGECLASS   AGE
task-pv-claim       Bound    task-pv-volume      1Gi        RWO             storage         9s
student@sk8s-node-0:~$ vim pod.yml
```

ReadmeWeb Terminal

THE **LINUX** FOUNDATION

```
apiVersion: v1
kind: Pod
metadata:
  name: mypod
  labels:
    app: my-storage-app
spec:
  containers:
  - name: myfrontend
    image: nginx
    volumeMounts:
    - mountPath: "/usr/share/nginx/html"
      name: mypod
  volumes:
  - name: mypod
    persistentVolumeClaim:
      claimName: task-pv-claim
```

```
student@sk8s-node-0:~$ kubectl create -f pod.yml
pod/mypod created
student@sk8s-node-0:~$ kubectl get
```

ReadmeWeb Terminal

THE **LINUX** FOUNDATION

```
student@sk8s-node-0:~$ kubectl get pods
NAME      READY   STATUS             RESTARTS   AGE
mypod     0/1     ContainerCreating   0           4s
student@sk8s-node-0:~$ kubectl get pods
NAME      READY   STATUS             RESTARTS   AGE
mypod     0/1     ContainerCreating   0           8s
student@sk8s-node-0:~$ kubectl get pods
NAME      READY   STATUS             RESTARTS   AGE
mypod     1/1     Running            0          10s
student@sk8s-node-0:~$ logout
Connection to 10.250.3.115 closed.
student@node-1:~$
```

NEW QUESTION 4

Exhibit:



Context

As a Kubernetes application developer you will often find yourself needing to update a running application. Task
Please complete the following:

- Update the app deployment in the kdpd00202 namespace with a maxSurge of 5% and a maxUnavailable of 2%
- Perform a rolling update of the web1 deployment, changing the lfcncf/ngmx image version to 1.13
- Roll back the app deployment to the previous version

- A. Mastered
B. Not Mastered

Answer: A

Explanation:


Solution:

ReadmeWeb Terminal

THE **LINUX** FOUNDATION

```
student@node-1:~$ kubectl edit deployment app -n kdpd00202
```


Readme
Web Terminal




```

uid: 1dfa2527-5c61-46a9-8dd3-e24643d3ce14
spec:
  progressDeadlineSeconds: 600
  replicas: 10
  revisionHistoryLimit: 10
  selector:
    matchLabels:
      app: nginx
  strategy:
    rollingUpdate:
      maxSurge: 5%
      maxUnavailable: 2
    type: RollingUpdate
  template:
    metadata:
      creationTimestamp: null
      labels:
        app: nginx
    spec:
      containers:
      - image: lfocncf/nginx:1.13
        imagePullPolicy: IfNotPresent
        name: nginx
        ports:
        - containerPort: 80
          protocol: TCP
:wg!

```

Readme
Web Terminal



```

student@node-1:~$ kubectl edit deployment app -n kdpd00202
deployment.apps/app edited
student@node-1:~$ kubectl rollout status deployment app -n kdpd00202
Waiting for deployment "app" rollout to finish: 6 out of 10 new replicas have been updated...
Waiting for deployment "app" rollout to finish: 7 out of 10 new replicas have been updated...
Waiting for deployment "app" rollout to finish: 7 out of 10 new replicas have been updated...
Waiting for deployment "app" rollout to finish: 7 out of 10 new replicas have been updated...
Waiting for deployment "app" rollout to finish: 8 out of 10 new replicas have been updated...
Waiting for deployment "app" rollout to finish: 8 out of 10 new replicas have been updated...
Waiting for deployment "app" rollout to finish: 8 out of 10 new replicas have been updated...
Waiting for deployment "app" rollout to finish: 8 out of 10 new replicas have been updated...
Waiting for deployment "app" rollout to finish: 9 out of 10 new replicas have been updated...
Waiting for deployment "app" rollout to finish: 9 out of 10 new replicas have been updated...
Waiting for deployment "app" rollout to finish: 9 out of 10 new replicas have been updated...
Waiting for deployment "app" rollout to finish: 1 old replicas are pending termination...
Waiting for deployment "app" rollout to finish: 8 of 10 updated replicas are available...
Waiting for deployment "app" rollout to finish: 9 of 10 updated replicas are available...
deployment "app" successfully rolled out
student@node-1:~$ kubectl rollout undo deployment app -n kdpd00202
deployment.apps/app rolled back
student@node-1:~$ kubectl rollout status deployment app -n kdpd00202
Waiting for deployment "app" rollout to finish: 6 out of 10 new replicas have been updated...
Waiting for deployment "app" rollout to finish: 6 out of 10 new replicas have been updated...
Waiting for deployment "app" rollout to finish: 6 out of 10 new replicas have been updated...
Waiting for deployment "app" rollout to finish: 6 out of 10 new replicas have been updated...
Waiting for deployment "app" rollout to finish: 7 out of 10 new replicas have been updated...
Waiting for deployment "app" rollout to finish: 7 out of 10 new replicas have been updated...
Waiting for deployment "app" rollout to finish: 9 out of 10 new replicas have been updated...
Waiting for deployment "app" rollout to finish: 9 out of 10 new replicas have been updated...
Waiting for deployment "app" rollout to finish: 1 old replicas are pending termination...
Waiting for deployment "app" rollout to finish: 1 old replicas are pending termination...
Waiting for deployment "app" rollout to finish: 1 old replicas are pending termination...
Waiting for deployment "app" rollout to finish: 8 of 10 updated replicas are available...
Waiting for deployment "app" rollout to finish: 9 of 10 updated replicas are available...
deployment "app" successfully rolled out
student@node-1:~$

```

NEW QUESTION 5

Exhibit:



Context

You are tasked to create a ConfigMap and consume the ConfigMap in a pod using a volume mount. Task
Please complete the following:

- A. Mastered
B. Not Mastered

Explanation:
Solution:

[illegible]

Your Partner of IT Experiences


```
student@node-1:~$ kubectl create configmap another-config --from-literal=key4=value3
configmap/another-config created
student@node-1:~$ kubectl get configmap
NAME          DATA  AGE
another-config 1       5s
student@node-1:~$ kubectl run nginx-configmap --image=nginx --dry-run=client -o yaml > nginx_conf
igmap.yml
student@node-1:~$ vim nginx_configmap.yml ^C
student@node-1:~$ mv nginx_configmap.yml nginx_configmap.yml
student@node-1:~$ vim nginx_configmap.yml
student@node-1:~$
```

 Readme  Web Terminal

 THE **LINUX** FOUNDATION

```
student@node-1:~$ kubectl create f nginx_configmap.yml
Error: must specify one of -f and -k

error: unknown command "f nginx_configmap.yml"
See 'kubectl create -h' for help and examples
student@node-1:~$ kubectl create -f nginx_configmap.yml
error: error validating "nginx_configmap.yml": error validating data: ValidationError(Pod.spec.c
ontainers[1]): unknown field "mountPath" in io.k8s.api.core.v1.Container; if you choose to ignor
e these errors, turn validation off with --validate=false
student@node-1:~$ vim nginx_configmap.yml
student@node-1:~$ kubectl create -f nginx_configmap.yml
pod/nginx-configmap created
student@node-1:~$ kubectl get pods
NAME          READY  STATUS      RESTARTS  AGE
liveness-http 1/1    Running     0          6h44m
nginx-101      1/1    Running     0          6h45m
nginx-configmap 0/1    ContainerCreating 0          5s
nginx-secret   1/1    Running     0          5m39s
poller         1/1    Running     0          6h44m
student@node-1:~$ kubectl get pods
NAME          READY  STATUS      RESTARTS  AGE
liveness-http 1/1    Running     0          6h44m
nginx-101      1/1    Running     0          6h45m
nginx-configmap 1/1    Running     0          8s
nginx-secret   1/1    Running     0          5m42s
poller         1/1    Running     0          6h45m
student@node-1:~$ l
```

NEW QUESTION 10

.....

Relate Links

100% Pass Your CKAD Exam with ExamBible Prep Materials

<https://www.exambible.com/CKAD-exam/>

Contact us

We are proud of our high-quality customer service, which serves you around the clock 24/7.

Viste - <https://www.exambible.com/>