



Cisco

Exam Questions 200-301

Cisco Certified Network Associate

NEW QUESTION 1

What are two benefits of network automation? (Choose two)

- A. reduced operational costs
- B. reduced hardware footprint
- C. faster changes with more reliable results
- D. fewer network failures
- E. increased network security

Answer: AC

NEW QUESTION 2

Which command enables a router to become a DHCP client?

- A. ip address dhcp
- B. ip helper-address
- C. ip dhcp pool
- D. ip dhcp client

Answer: A

NEW QUESTION 3

Which design element is a best practice when deploying an 802.11b wireless infrastructure?

- A. disabling TPC so that access points can negotiate signal levels with their attached wireless devices.
- B. setting the maximum data rate to 54 Mbps on the Cisco Wireless LAN Controller
- C. allocating nonoverlapping channels to access points that are in close physical proximity to one another
- D. configuring access points to provide clients with a maximum of 5 Mbps

Answer: C

NEW QUESTION 4

When configuring IPv6 on an interface, which two IPv6 multicast groups are joined? (Choose two)

- A. 2000::/3
- B. 2002::5
- C. FC00::/7
- D. FF02::1
- E. FF02::2

Answer: DE

NEW QUESTION 5

Which command prevents passwords from being stored in the configuration as plain text on a router or switch?

- A. enable secret
- B. service password-encryption
- C. username Cisco password encrypt
- D. enable password

Answer: B

NEW QUESTION 6

Which two capacities of Cisco DNA Center make it more extensible? (Choose two)

- A. adapters that support all families of Cisco IOS software
- B. SDKs that support interaction with third-party network equipment
- C. customized versions for small, medium, and large enterprises
- D. REST APIs that allow for external applications to interact natively with Cisco DNA Center
- E. modular design that is upgradable as needed

Answer: BD

NEW QUESTION 7

An email user has been lured into clicking a link in an email sent by their company's security organization. The webpage that opens reports that it was safe but the link could have contained malicious code. Which type of security program is in place?

- A. Physical access control
- B. Social engineering attack
- C. brute force attack
- D. user awareness

Answer: B

NEW QUESTION 8

netmask	must be unique
OSPF process ID	
router ID	must match
IP address	
area ID	
timers	

- A. Mastered
 B. Not Mastered

Answer: A

Explanation:

netmask	must be unique
OSPF process ID	
router ID	must match
IP address	
area ID	
timers	

NEW QUESTION 9

Which two must be met before SSH can operate normally on a Cisco IOS switch? (Choose two)

- A. The switch must be running a k9 (crypto) IOS image
 B. The Ip domain-name command must be configured on the switch
 C. IP routing must be enabled on the switch
 D. A console password must be configured on the switch
 E. Telnet must be disabled on the switch

Answer: BC

NEW QUESTION 10

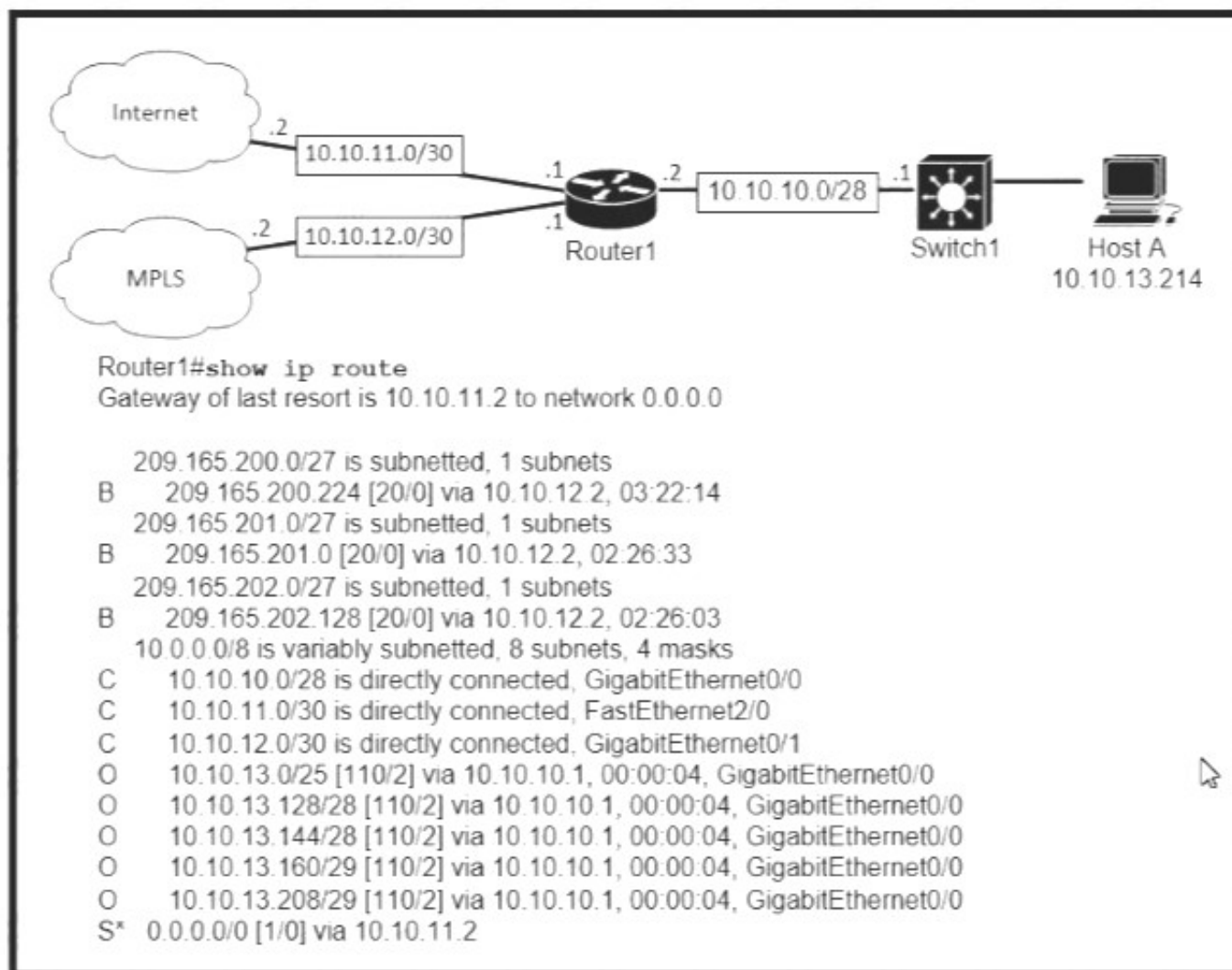
Which type of address is the public IP address of a NAT device?

- A. outside global
 B. outsdwde local
 C. inside global
 D. inside local
 E. outside public
 F. inside public

Answer: C

NEW QUESTION 10

Refer to the exhibit.



Which prefix does Router 1 use for traffic to Host A?

- A. 10.10.10.0/28
- B. 10.10.13.0/25
- C. 10.10.13.144/28
- D. 10.10.13.208/29

Answer: C

NEW QUESTION 15

How does HSRP provide first hop redundancy?

- A. It load-balances traffic by assigning the same metric value to more than one route to the same destination in the IP routing table.
- B. It load-balances Layer 2 traffic along the path by flooding traffic out all interfaces configured with the same VLAN.
- C. It forwards multiple packets to the same destination over different routed links in the data path
- D. It uses a shared virtual IP and a virtual MAC address to a group of routers that serve as the default gateway for hosts on a LAN

Answer: C

NEW QUESTION 17

A network engineer must back up 20 network router configurations globally within a customer environment. Which protocol allows the engineer to perform this function using the Cisco IOS MIB?

- A. CDP
- B. SNMP
- C. SMTP
- D. ARP

Answer: C

NEW QUESTION 21

Refer to the exhibit.

```

ip arp inspection vlan 2
interface fastethernet 0/1
 switchport mode access
 switchport access vlan 2
  
```

What is the effect of this configuration?

- A. The switch port interface trust state becomes untrusted
- B. The switch port remains administratively down until the interface is connected to another switch
- C. Dynamic ARP inspection is disabled because the ARP ACL is missing
- D. The switch port remains down until it is configured to trust or untrust incoming packets

Answer: A

NEW QUESTION 22

When OSPF learns multiple paths to a network, how does it select a route?

- A. It multiple the active K value by 256 to calculate the route with the lowest metric.
- B. For each existing interface, it adds the metric from the source router to the destination to calculate the route with the lowest bandwidth.
- C. It divides a reference bandwidth of 100 Mbps by the actual bandwidth of the existing interface to calculate the router with the lowest cost.
- D. It count the number of hops between the source router and the destination to determine the router with the lowest metric

Answer: A

NEW QUESTION 27

What is the primary different between AAA authentication and authorization?

- A. Authentication verifies a username and password, and authorization handles the communication between the authentication agent and the user database.
- B. Authentication identifies a user who is attempting to access a system, and authorization validates the users password
- C. Authentication identifies and verifies a user who is attempting to access a system, and authorization controls the tasks the user can perform.
- D. Authentication controls the system processes a user can access and authorization logs the activities the user initiates

Answer: C

NEW QUESTION 28

A Cisco IP phone receive untagged data traffic from an attached PC. Which action is taken by the phone?

- A. It allows the traffic to pass through unchanged
- B. It drops the traffic
- C. It tags the traffic with the default VLAN
- D. It tags the traffic with the native VLAN

Answer: C

NEW QUESTION 30

An engineer must configure a /30 subnet between two routers. Which usable IP address and subnet mask combination meets this criteria?

```
interface e0/0
description to HQ-A371:10975
ip address 172.16.1.4 255.255.255.248
```

```
interface e0/0
description to HQ-A371:10975
ip address 10.2.1.3 255.255.255.252
```

```
interface e0/0
description to HQ-A371:10975
ip address 192.168.1.1 255.255.255.248
```

```
interface e0/0
description to HQ-A371:10975
ip address 209.165.201.2 255.255.255.252
```

- A. Option A
- B. Option B
- C. Option C
- D. Option D

Answer: C

NEW QUESTION 33

What are two characteristics of a controller-based network? (Choose two)

- A. The administrator can make configuration updates from the CLI
- B. It uses northbound and southbound APIs to communicate between architectural layers
- C. It moves the control plane to a central point.
- D. It decentralizes the control plane, which allows each device to make its own forwarding decisions
- E. It uses Telnet to report system issues.

Answer: AC

NEW QUESTION 34

Which attribute does a router use to select the best path when two or more different routes to the same destination exist from two different routing protocols.

- A. dual algorithm
- B. metric
- C. administrative distance
- D. hop count

Answer: D

NEW QUESTION 37

Refer to Exhibit.

```
SW2
vtp domain cisco
vtp mode transparent
vtp password ciscotest
interface fastethernet0/1
  description connection to sw1
  switchport mode trunk
  switchport trunk encapsulation dot1q
```

How does SW2 interact with other switches in this VTP domain?

- A. It processes VTP updates from any VTP clients on the network on its access ports.
- B. It receives updates from all VTP servers and forwards all locally configured VLANs out all trunk ports
- C. It forwards only the VTP advertisements that it receives on its trunk ports.
- D. It transmits and processes VTP updates from any VTP Clients on the network on its trunk ports

Answer: C

NEW QUESTION 41

Which two encoding methods are supported by REST APIs? (Choose two)

- A. YAML
- B. JSON
- C. EBCDIC
- D. SGML
- E. XML

Answer: AE

NEW QUESTION 45

What is the primary effect of the spanning-tree portfast command?

- A. it enables BPDU messages
- B. It minimizes spanning-tree convergence time
- C. It immediately puts the port into the forwarding state when the switch is reloaded
- D. It immediately enables the port in the listening state

Answer: A

NEW QUESTION 50

What is the default behavior of a Layer 2 switch when a frame with an unknown destination MAC address is received?

- A. The Layer 2 switch drops the received frame
- B. The Layer 2 switch floods packets to all ports except the receiving port in the given VLAN.
- C. The Layer 2 switch sends a copy of a packet to CPU for destination MAC address learning.
- D. The Layer 2 switch forwards the packet and adds the destination MAC address to its MAC address table

Answer: B

NEW QUESTION 54

Refer to the exhibit.

```
ip arp inspection vlan 5-10
interface fastethernet 0/1
  switchport mode access
  switchport access vlan 5
```

What is the effect of this configuration?

- A. All ARP packets are dropped by the switch
- B. Egress traffic is passed only if the destination is a DHCP server.
- C. All ingress and egress traffic is dropped because the interface is untrusted
- D. The switch discard all ingress ARP traffic with invalid MAC-to-IP address bindings.

Answer: D

NEW QUESTION 58

Refer to the exhibit.

```
R2#show ip nat translations
Pro Inside global      Inside local    Outside local   Outside global
tcp 172.23.104.3:43268 10.4.4.4:43268 172.23.103.10:23 172.23.103.10:23
tcp 172.23.104.4:45507 10.4.4.5:45507 172.23.103.10:80 172.23.103.10:80
```

An engineer configured NAT translations and has verified that the configuration is correct. Which IP address is the source IP?

- A. 10.4.4.4
- B. 10.4.4.5
- C. 172.23.103.10
- D. 172.23.104.4

Answer: C

NEW QUESTION 60

Refer to the exhibit.

```
R1# show ip route

D    192.168.16.0/26 [90/2679326] via 192.168.1.1
R    192.168.16.0/24 [120/3] via 192.168.1.2
O    192.168.16.0/21 [110/2] via 192.168.1.3
i L1 192.168.16.0/27 [115/30] via 192.168.1.4
```

Which route does R1 select for traffic that is destined to 192.168.16.2?

- A. A.-192.168.16.0/21 B. 192.168.16.0/24 C. 192.168.26.0/26 D. 192.168.16.0/27

Answer: B

NEW QUESTION 63

Which IPv6 address block sends packets to a group address rather than a single address?

- A. 2000::/3
- B. FC00::/7
- C. FE80::/10
- D. FF00::/8

Answer: C

NEW QUESTION 65

Drag and drop the AAA functions from the left onto the correct AAA services on the right

records user activities
restricts the services that are available to a user

Authentication

identifies the user
controls the actions that a user can perform

Authorization

provides analytical information for the network administrator
verifies the password associated with a user

Accounting

- A. Mastered
 B. Not Mastered

Answer: A

Explanation:

records user activities
restricts the services that are available to a user

Authentication
identifies the user
controls the actions that a user can perform

identifies the user
controls the actions that a user can perform

Authorization
records user activities
restricts the services that are available to a user

provides analytical information for the network administrator
verifies the password associated with a user

Accounting
provides analytical information for the network administrator
verifies the password associated with a user

NEW QUESTION 69

Which two actions influence the EIGRP route selection process? (Choose two)

- A. The router calculates the reported distance by multiplying the delay on the exiting Interface by 256.
- B. The router calculates the best backup path to the destination route and assigns it as the feasible successor.
- C. The router calculates the feasible distance of all paths to the destination route
- D. The advertised distance is calculated by a downstream neighbor to inform the local router of the bandwidth on the link
- E. The router must use the advertised distance as the metric for any given route

Answer: AD

NEW QUESTION 74

An engineer configured an OSPF neighbor as a designated router. Which state verifies the designated router is in the proper mode?

- A. Exchange
- B. 2-way
- C. Full
- D. Init

Answer: B

NEW QUESTION 76

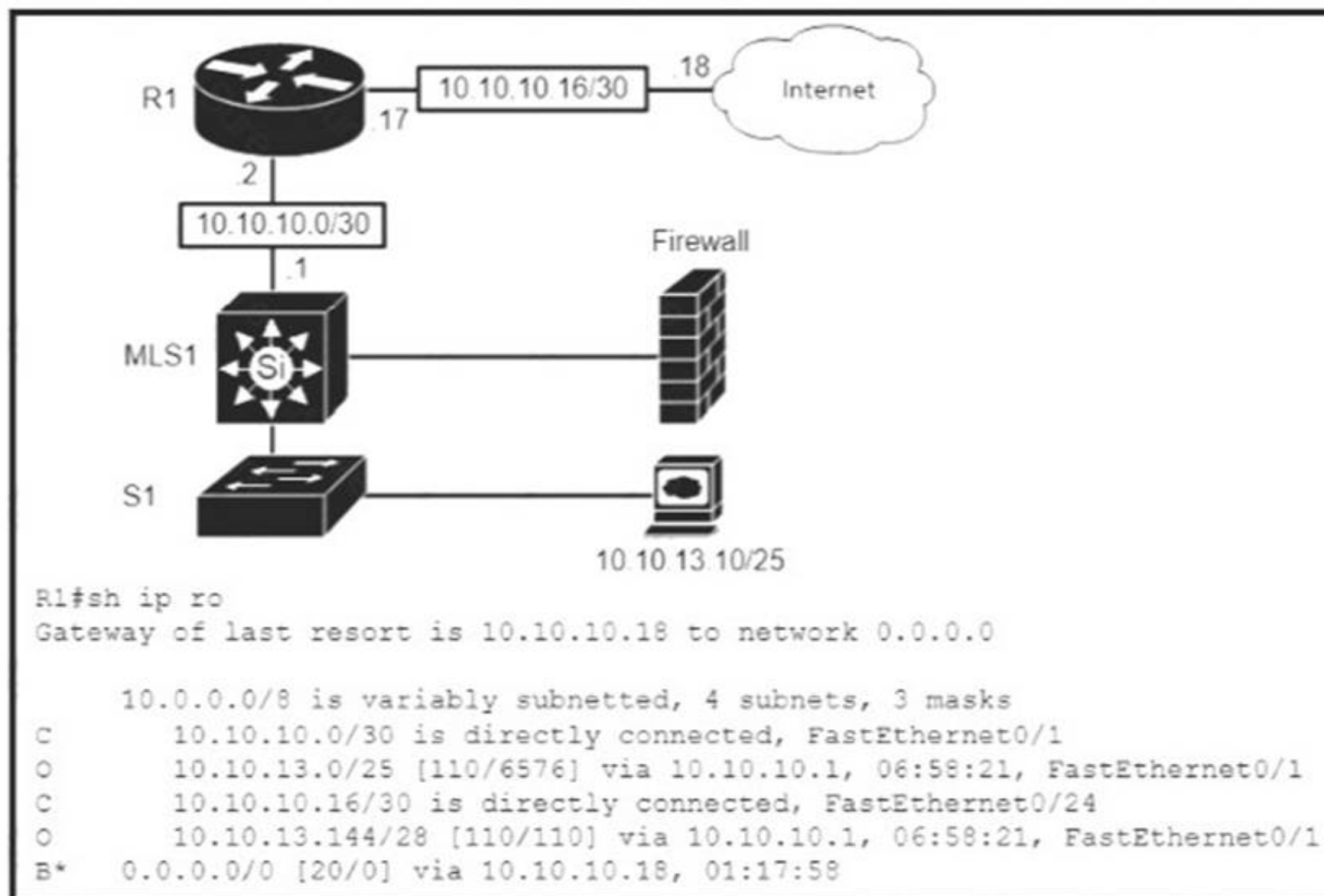
An engineer is asked to protect unused ports that are configured in the default VLAN on a switch. Which two steps will fulfill the request? (Choose two)

- A. Configure the ports in an EtherChannel.
- B. Administratively shut down the ports
- C. Configure the port type as access and place in VLAN 99
- D. Configure the ports as trunk ports
- E. Enable the Cisco Discovery Protocol

Answer: AD

NEW QUESTION 77

Refer to the exhibit.



Which type of route does R1 use to reach host 10.10.13.10/32?

- A. floating static route
- B. host route
- C. default route
- D. network route

Answer: D

NEW QUESTION 80

Which feature on the Cisco Wireless LAN Controller when enabled restricts management access from specific networks?

- A. CPUACL
- B. TACACS
- C. Flex ACL
- D. RADIUS

Answer: B

NEW QUESTION 83

A user configured OSPF in a single area between two routers A serial interface connecting R1 and R2 is running encapsulation PPP By default which OSPF network type is seen on this interface when the user types show ip ospf interface on R1 or R2?

- A. port-to-multipoint
- B. broadcast
- C. point-to-point
- D. nonbroadcast

Answer: C

NEW QUESTION 86

Refer to the exhibit.

```
SW1#sh lacp neighbor
Flags: S - Device is requesting Slow LACPDUs
      F - Device is requesting Fast LACPDUs
      A - Device is in Active mode      P - Device is in Passive mode

Channel group 35 neighbors

Partner's information:
```

Port	Flags	LACP port Priority	Dev ID	Age	Admin key	Oper Key	Port Number	Port State
Et1/0	SP	32768	aabb.cc80.7000	8s	0x0	0x23	0x101	0x3C
Et1/1	SP	32768	aabb.cc80.7000	8s	0x0	0x23	0x102	0x3C

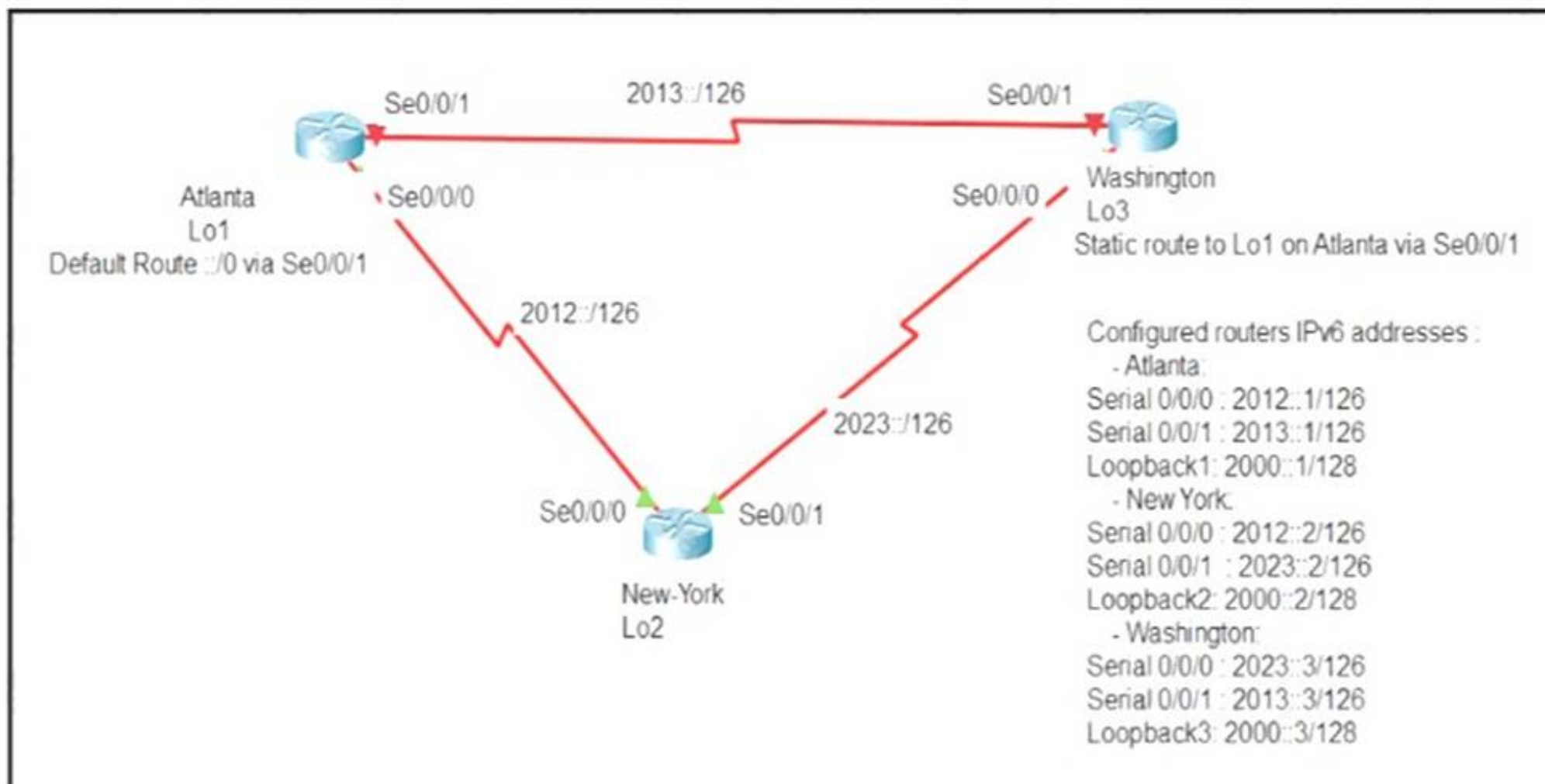
Based on the LACP neighbor status, in which mode is the SW1 port channel configured?

- A. passive
- B. mode on
- C. auto
- D. active

Answer: A

NEW QUESTION 89

Refer to Exhibit.



An engineer is configuring the NEW York router to reach the Lo1 interface of the Atlanta router using interface Se0/0/0 as the primary path. Which two commands must be configured on the New York router so that it can reach the Lo1 interface of the Atlanta router via Washington when the link between New York and Atlanta goes down? (Choose two)

- A. ipv6 router 2000::1/128 2012::1
- B. ipv6 router 2000::1/128 2012::1 5
- C. ipv6 router 2000::1/128 2012::2
- D. ipv6 router 2000::1/128 2023::2 5
- E. ipv6 router 2000::1/128 2023::3 5

Answer: DE

NEW QUESTION 91

Refer to the exhibit.

Router#					
Capability Codes: R - Router, T - Trans Bridge, B - Source Route Bridge					
S - Switch, H - Host, I - IGMP, r - Repeater, P - Phone,					
D - Remote, C - CVTA, M - Two-port Mac Relay					
Device ID	Local Intrfce	Holdtme	Capability	Platform	Port ID
10.1.1.2	Gig 37/3	176	R I	CPT 600	Gig 36/41
10.1.1.2	Gig 37/1	174	R I	CPT 600	Gig 36/43
10.1.1.2	Gig 36/41	134	R I	CPT 600	Gig 37/3
10.1.1.2	Gig 36/43	134	R I	CPT 600	Gig 37/1
10.1.1.2	Ten 3/2	132	R I	CPT 600	Ten 4/2
10.1.1.2	Ten 4/2	174	R I	CPT 600	Ten 3/2

Which command provides this output?

- A. show ip route
- B. show ip interface
- C. show interface
- D. show cdp neighbor

Answer: D

NEW QUESTION 95

Drag and drop the IPv4 network subnets from the left onto the correct usable host ranges on the right

172.28.228.144/18	172.28.228.1 - 172.28.229.254
172.28.228.144/21	172.28.224.1 - 172.28.231.254
172.28.228.144/23	172.28.228.129 - 172.28.228.254
172.28.228.144/25	172.28.228.145 - 172.28.228.150
172.28.228.144/29	172.28.192.1 - 172.28.255.254

- A. Mastered
- B. Not Mastered

Answer: A

Explanation:

172.28.228.144/18	172.28.228.144/21
172.28.228.144/21	172.28.228.144/29
172.28.228.144/23	172.28.228.144/23
172.28.228.144/25	172.28.228.144/25
172.28.228.144/29	172.28.228.144/18

NEW QUESTION 99

Which 802.11 frame type is association response?

- A. management
- B. protected frame
- C. control
- D. action

Answer: B

NEW QUESTION 104

What makes Cisco DNA Center different from traditional network management applications and their management of networks?

- A. It only supports auto-discovery of network elements in a greenfield deployment.
- B. It modular design allows someone to implement different versions to meet the specific needs of an organization
- C. IT abstracts policy from the actual device configuration
- D. It does not support high availability of management functions when operating in cluster mode

Answer: A

NEW QUESTION 105

Which network allows devices to communicate without the need to access the Internet?

- A. 1729.0.0/16
- B. 172.28.0.0/16
- C. 192.0.0.0/8
- D. 209.165.201.0/24

Answer: D

NEW QUESTION 109

Refer to the exhibit.

R1#show ip interface brief						
Interface	IP-Address	OK?	Method	Status	Protocol	
FastEthernet0/0	unassigned	YES	NVRAM	administratively down	down	
GigabitEthernet1/0	192.168.0.1	YES	NVRAM	up	up	
GigabitEthernet2/0	10.10.1.10	YES	manual	up	up	
GigabitEthernet3/0	10.10.10.20	YES	manual	up	up	
GigabitEthernet4/0	unassigned	YES	NVRAM	administratively down	down	
Loopback0	172.16.15.10	YES	manual			

What does router R1 use as its OSPF router-ID?

- A. 10.10.1.10
- B. 10.10.10.20
- C. 172.16.15.10
- D. 192.168.0.1

Answer: B

NEW QUESTION 112

When a site-to-site VPN is used, which protocol is responsible for the transport of user data?

- A. IKEv2
- B. IKEv1
- C. IPsec
- D. MD5

Answer: C

NEW QUESTION 115

Drag drop the descriptions from the left onto the correct configuration-management technologies on the right.

fundamental configuration elements are stored in a manifest

uses TCP port 10002 for configuration push jobs

uses Ruby for fundamental configuration elements

uses SSH for remote device communication

uses TCP 8140 for communication

uses YAML for fundamental configuration elements

Ansible

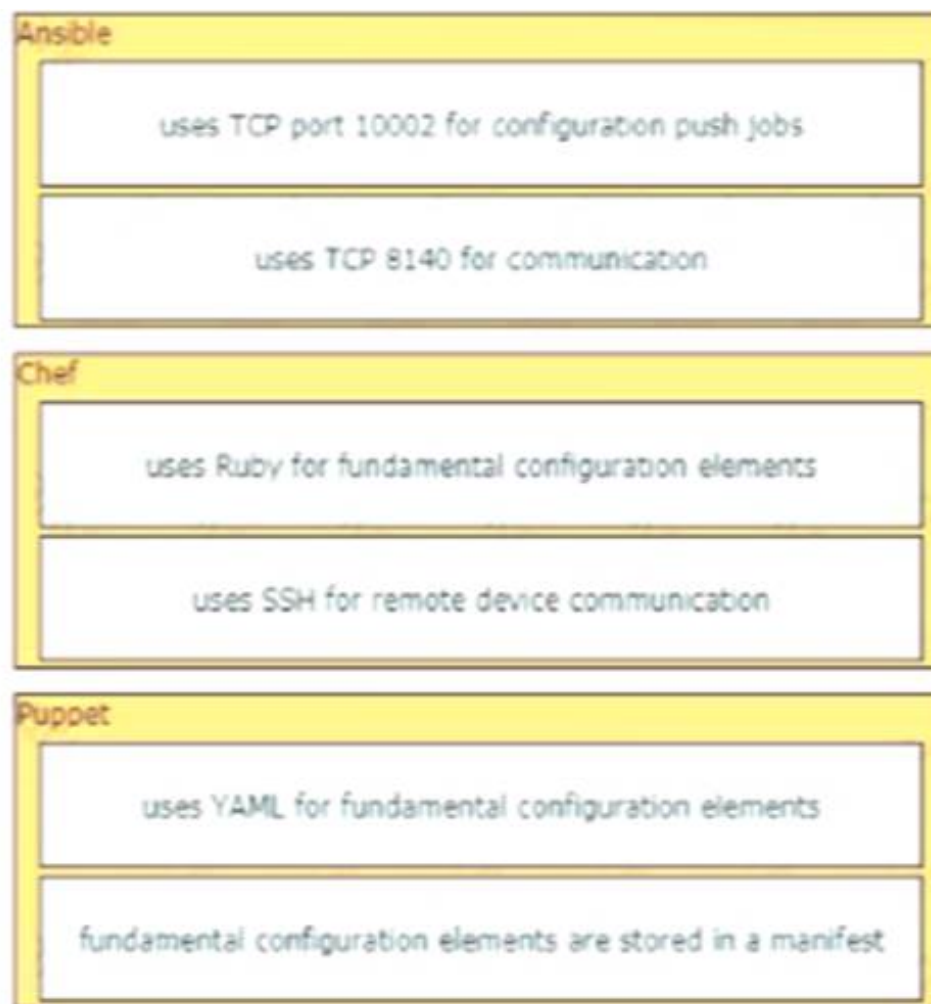
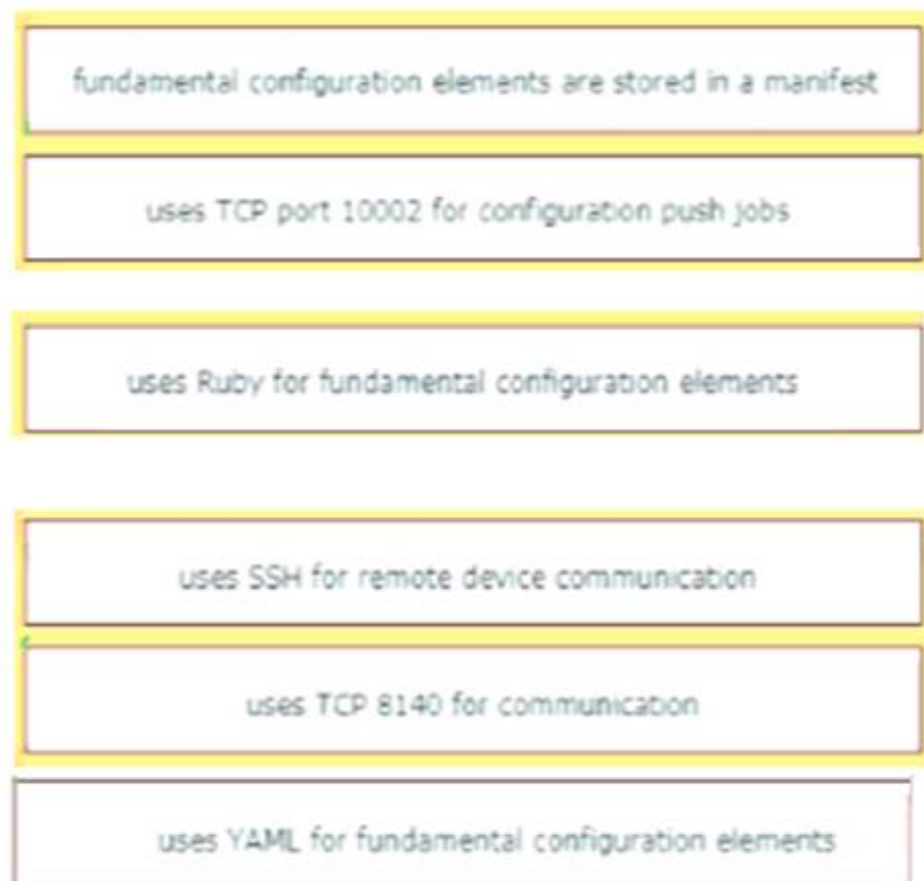
Chef

Puppet

- A. Mastered
- B. Not Mastered

Answer: A

Explanation:



NEW QUESTION 116

A router running EIGRP has learned the same route from two different paths Which parameter does the router use to select the best path?

- A. cost
- B. administrative distance
- C. metric
- D. as-path

Answer: C

NEW QUESTION 117

R1 has learned route 192.168.12.0/24 via IS-IS. OSPF, RIP. and Internal EIGRP Under normal operating conditions, which routing protocol is installed in the routing table?

- A. IS-IS
- B. RIP
- C. Internal EIGRP
- D. OSPF

Answer: C

NEW QUESTION 121

Which MAC address is recognized as a VRRP virtual address?

- A. 0000.5E00.010a
- B. 0005.3711.0975
- C. 0000.0C07.AC99
- D. 0007.C070/AB01

Answer: A

NEW QUESTION 122

Which statement correctly compares traditional networks and controller-based networks?

- A. Only traditional networks offer a centralized control plane
- B. Only traditional networks natively support centralized management
- C. Traditional and controller-based networks abstract policies from device configurations
- D. Only controller-based networks decouple the control plane and the data plane

Answer: C

NEW QUESTION 127

Refer to the exhibit.

```
Gateway of last resort is 10.12.0.1 to network 0.0.0.0

O*E2  0.0.0.0/0 [110/1] via 10.12.0.1, 00:00:01, GigabitEthernet0/0
10.0.0.0/8 is variably subnetted, 2 subnets, 2 masks
C     10.0.0.0/24 is directly connected, GigabitEthernet0/0
L     10.0.0.2/32 is directly connected, GigabitEthernet0/0
C     10.13.0.0/24 is directly connected, GigabitEthernet0/1
L     10.13.0.2/32 is directly connected, GigabitEthernet0/1
```

If configuring a static default route on the router with the ip route 0.0.0.0 0.0.0.0 10.13.0.1 120 command how does the router respond?

- A. It ignores the new static route until the existing OSPF default route is removed
- B. It immediately replaces the existing OSPF route in the routing table with the newly configured static route
- C. It starts load-balancing traffic between the two default routes
- D. It starts sending traffic without a specific matching entry in the routing table to GigabitEthernet0/1

Answer: D

NEW QUESTION 130

Drag and drop the functions from the left onto the correct network components on the right

holds the TCP/IP settings to be distributed to the clients

resolves web URLs to IP addresses

stores a list of IP addresses mapped to names

assigns a default gateway to a client

assigns IP addresses to enabled clients

DHCP Server

DNS Server

- A. Mastered
- B. Not Mastered

Answer: A

Explanation:

holds the TCP/IP settings to be distributed to the clients

resolves web URLs to IP addresses

stores a list of IP addresses mapped to names

assigns a default gateway to a client

assigns IP addresses to enabled clients

DHCP Server

DNS Server

NEW QUESTION 135
.....

Thank You for Trying Our Product

We offer two products:

1st - We have Practice Tests Software with Actual Exam Questions

2nd - Questions and Answers in PDF Format

200-301 Practice Exam Features:

- * 200-301 Questions and Answers Updated Frequently
- * 200-301 Practice Questions Verified by Expert Senior Certified Staff
- * 200-301 Most Realistic Questions that Guarantee you a Pass on Your First Try
- * 200-301 Practice Test Questions in Multiple Choice Formats and Updates for 1 Year

100% Actual & Verified — Instant Download, Please Click
[Order The 200-301 Practice Test Here](#)