

Fortinet

Exam Questions NSE5_FMG-7.0

Fortinet NSE 5 - FortiManager 7.0



NEW QUESTION 1

- (Topic 1)

View the following exhibit, which shows the Download Import Report:

```
Start to import config from devices(Remote-FortiGate) vdom (root)to adom (MyADOM),
Package(Remote-FortiGate)
"firewall address", SUCCESS,"(name=REMOTE_SUBNET,oid=580, new object)"
"firewall policy",SUCCESS,"(name=1, oid=990,new object)"
"firewall policy",FAIL,"(name=ID:2(#2), oid=991, reason=interface(interface binding
Contradiction.detail:any<-port6)binding fail)"
```

Why it is failing to import firewall policy ID 2?

- A. The address object used in policy ID 2 already exist in ADON database with any as interface association and conflicts with address object interface association locally on the FortiGate
- B. Policy ID 2 is configured from interface any to port6 FortiManager rejects to import this policy because any interface does not exist on FortiManager
- C. Policy ID 2 does not have ADOM Interface mapping configured on FortiManager
- D. Policy ID 2 for this managed FortiGate already exists on FortiManager in policy package named Remote-FortiGate.

Answer: A

Explanation:

FortiManager_6.4_Study_Guide-Online – page 331 & 332

NEW QUESTION 2

- (Topic 1)

An administrator would like to create an SD-WAN using central management in the Training ADOM.

To create an SD-WAN using central management, which two steps must be completed? (Choose two.)

- A. Specify a gateway address when you create a default SD-WAN static route
- B. Enable SD-WAN central management in the Training ADOM
- C. Configure and install the SD-WAN firewall policy and SD-WAN static route before installing the SD-WANtemplate settings
- D. Remove all the interface references such as routes or policies that will be a part of SD-WAN member interfaces

Answer: BD

Explanation:

Reference: <https://docs.fortinet.com/document/fortigate/6.0.0/cookbook/676493/removing-existing-configuration-references-to-interfaces>

NEW QUESTION 3

- (Topic 1)

View the following exhibit.

Import Device - Local-FortiGate [root]

Create a new policy package for import.

Policy Package Name

Local-FortiGate

Folder

root

Policy Selection

☒ Import All(3)
☐ Select Policies and Profile Groups to Import

Object Selection

☐ Import only policy dependent objects
☒ Import all objects

An administrator is importing a new device to FortiManager and has selected the shown options. What will happen if the administrator makes the changes and installs the modified policy package on this managed FortiGate?

- A. The unused objects that are not tied to the firewall policies will be installed on FortiGate
- B. The unused objects that are not tied to the firewall policies will remain as read-only locally on FortiGate
- C. The unused objects that are not tied to the firewall policies locally on FortiGate will be deleted

D. The unused objects that are not tied to the firewall policies in policy package will be deleted from theFortiManager database

Answer: C

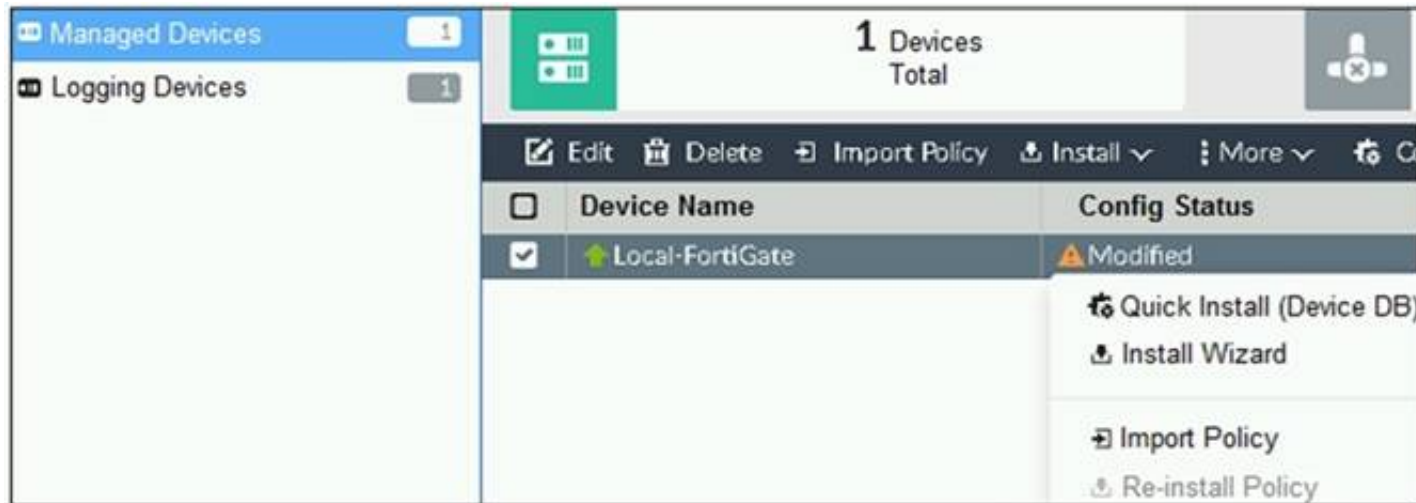
Explanation:

Reference: <https://community.fortinet.com/t5/FortiManager/Import-all-objects-Versus-Import-only-policy-dependent-objects/ta-p/193259?externalID=FD40392>

NEW QUESTION 4

- (Topic 1)

Refer to the exhibit.



You are using the Quick Install option to install configuration changes on the managed FortiGate.

Which two statements correctly describe the result? (Choose two.)

- A. It will not create a new revision in the revision history
- B. It installs device-level changes to FortiGate without launching the Install Wizard
- C. It cannot be canceled once initiated and changes will be installed on the managed device
- D. It provides the option to preview configuration changes prior to installing them

Answer: BC

Explanation:

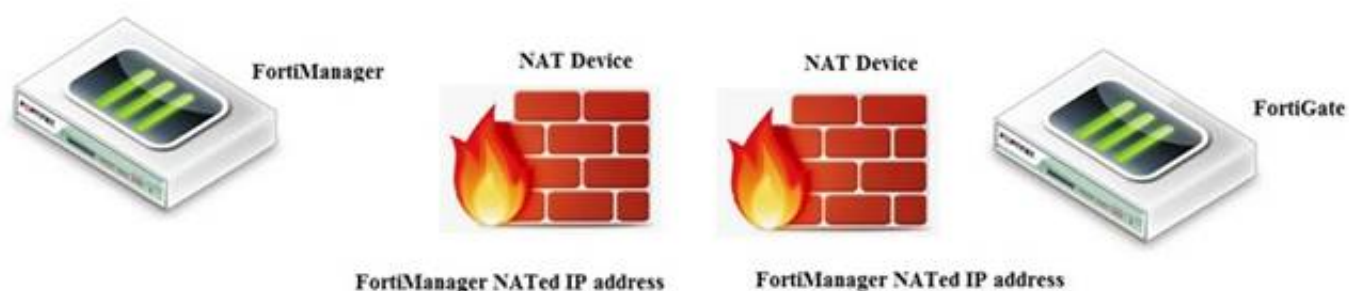
FortiManager_6.4_Study_Guide-Online – page 164

The Install Config option allows you to perform a quick installation of device-level settings without launching the Install Wizard. When you use this option, you cannot preview the changes prior to committing. Administrator should be certain of the changes before using this install option, because the install can't be cancelled after the process is initiated.

NEW QUESTION 5

- (Topic 1)

View the following exhibit.



If both FortiManager and FortiGate are behind the NAT devices, what are the two expected results? (Choose two.)

- A. FortiGate is discovered by FortiManager through the FortiGate NATed IP address.
- B. FortiGate can announce itself to FortiManager only if the FortiManager IP address is configured onFortiGate under central management.
- C. During discovery, the FortiManager NATed IP address is not set by default on FortiGate.
- D. If the FCFM tunnel is torn down, FortiManager will try to re-establish the FGFM tunnel.

Answer: AC

Explanation:

Fortimanager can discover FortiGate through a NATed FortiGate IP address. If a FortiManager NATed IP address is configured on FortiGate, then FortiGate can announce itself to FortiManager. FortiManager will not attempt to re-establish the FGFM tunnel to the FortiGate NATed IP address, if the FGFM tunnel is interrupted. Just like it was in the NATed FortiManager scenario, the FortiManager NATed IP address in this scenario is not configured under FortiGate central management configuration.

NEW QUESTION 6

- (Topic 1)

What is the purpose of the Policy Check feature on FortiManager?

- A. To find and provide recommendation to combine multiple separate policy packages into one commonpolicy package
- B. To find and merge duplicate policies in the policy package
- C. To find and provide recommendation for optimizing policies in a policy package
- D. To find and delete disabled firewall policies in the policy package

Answer: C

Explanation:

Reference: https://help.fortinet.com/fmgr/50hlp/56/5-6-2/FortiManager_Admin_Guide/1200_Policy%20and%20Objects/0800_Managing%20policy%20packages/2400_Perform%20a%20policy%20consistency%20check.htm

NEW QUESTION 7

- (Topic 1)

An administrator wants to delete an address object that is currently referenced in a firewall policy. What can the administrator expect to happen?

- A. FortiManager will not allow the administrator to delete a referenced address object
- B. FortiManager will disable the status of the referenced firewall policy
- C. FortiManager will replace the deleted address object with the none address object in the referenced firewall policy
- D. FortiManager will replace the deleted address object with all address object in the referenced firewall policy

Answer: C

Explanation:

Reference: https://help.fortinet.com/fmgr/50hlp/56/5-6-2/FortiManager_Admin_Guide/1200_Policy%20and%20Objects/1200_Managing%20objects/0800_Remove%20an%20object.htm

NEW QUESTION 8

- (Topic 1)

What will happen if FortiAnalyzer features are enabled on FortiManager?

- A. FortiManager will reboot
- B. FortiManager will send the logging configuration to the managed devices so the managed devices will start sending logs to FortiManager
- C. FortiManager will enable ADOMs automatically to collect logs from non-FortiGate devices
- D. FortiManager can be used only as a logging device.

Answer: A

Explanation:

Reference: https://help.fortinet.com/fmgr/50hlp/56/5-6-1/FortiManager_Admin_Guide/1800_FAZ%20Features/0200_Enable%20FAZ%20Features.htm

NEW QUESTION 9

- (Topic 1)

You are moving managed FortiGate devices from one ADOM to a new ADOM. Which statement correctly describes the expected result?

- A. Any pending device settings will be installed automatically
- B. Any unused objects from a previous ADOM are moved to the new ADOM automatically
- C. The shared policy package will not be moved to the new ADOM
- D. Policy packages will be imported into the new ADOM automatically

Answer: C

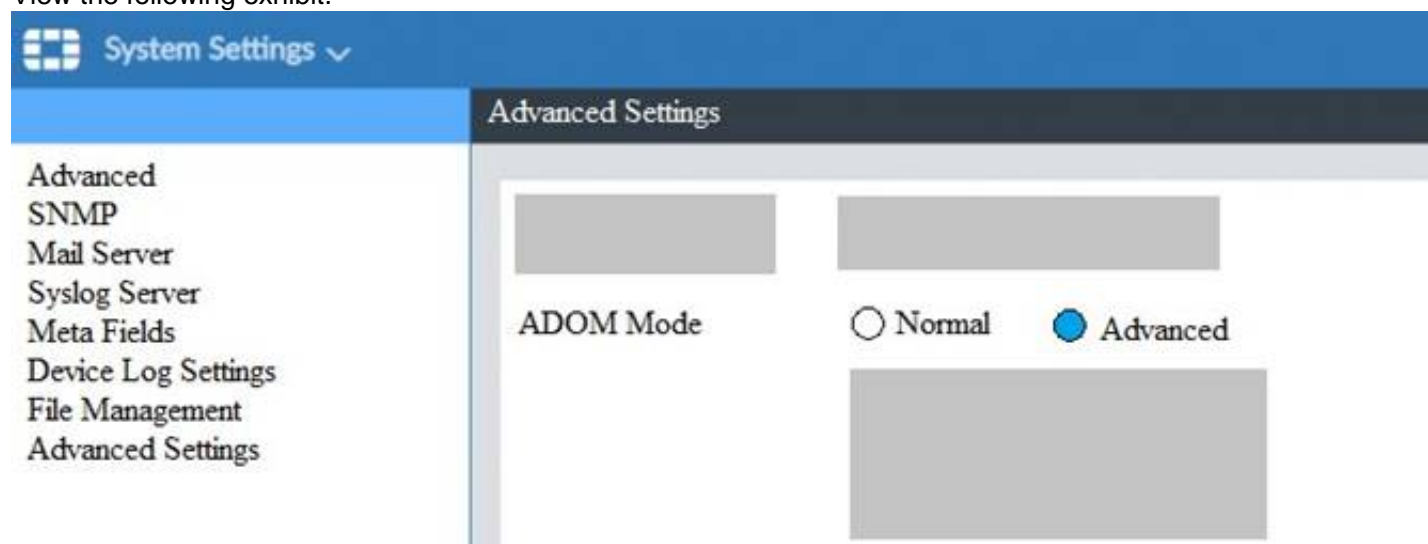
Explanation:

Reference: <https://community.fortinet.com/t5/FortiManager/Technical-Note-How-to-move-objects-to-new-ADOM-on-FortiManager/ta-p/198342>

NEW QUESTION 10

- (Topic 1)

View the following exhibit.



What is the purpose of setting ADOM Mode to Advanced?

- A. The setting allows automatic updates to the policy package configuration for a managed device
- B. The setting enables the ADOMs feature on FortiManager
- C. This setting allows you to assign different VDOMs from the same FortiGate to different ADOMs.
- D. The setting disables concurrent ADOM access and adds ADOM locking

Answer: C

Explanation:

Reference: <https://docs.fortinet.com/document/fortianalyzer/7.0.0/administration-guide/66530/adom-device-modes>

NEW QUESTION 10

- (Topic 2)

Refer to the exhibit.



An administrator logs into the FortiManager GUI and sees the panes shown in the exhibit. Which two reasons can explain why the FortiAnalyzer feature panes do not appear? (Choose two.)

- A. The administrator logged in using the unsecure protocol HTTP, so the view is restricted.
- B. The administrator profile does not have full access privileges like the Super_User profile.
- C. The administrator IP address is not a part of the trusted hosts configured on FortiManager interfaces.
- D. FortiAnalyzer features are not enabled on FortiManager.

Answer: BD

NEW QUESTION 11

- (Topic 2)

What is the purpose of ADOM revisions?

- A. To create System Checkpoints for the FortiManager configuration.
- B. To save the current state of the whole ADOM.
- C. To save the current state of all policy packages and objects for an ADOM.
- D. To revert individual policy packages and device-level settings for a managed FortiGate by reverting to a specific ADOM revision

Answer: C

Explanation:

Fortimanager 6.4 Study guide page 198

NEW QUESTION 16

- (Topic 3)

Which of the following statements are true regarding reverting to previous revision version from the revision history? (Choose two.)

- A. To push these changes to a managed device, it required an install operation to the managed FortiGate.
- B. Reverting to a previous revision history will generate a new version ID and remove all other historyversions.
- C. Reverting to a previous revision history will tag the device settings status as Auto- Update.
- D. It will modify device-level database

Answer: AD

NEW QUESTION 20

- (Topic 3)

Refer to the exhibit.

The screenshot displays the FortiManager interface with three main sections:

- Managed FortiGate devices:** Shows a tree view of devices under 'Managed FortiGate (4)'. A connectivity diagram shows a central node '2' connected to a ring. Below, a table lists devices: Remote-FortiGate (root), Local-FortiGate (root), Local-FortiGate (Student), Local-FortiGate (Trainer), and Local-FortiGate (root [NAT] (Management)).
- Installation targets:** A list of targets including Local-FortiGate_root, Remote-FortiGate, Trainer [NAT], Student [NAT], root [NAT] (Management), and Local-FortiGate.
- Policy package:** A table showing policy installation details.

#	Install On	Name	From	To
1	Remote-FortiGate (root)	Ping_Access	port2	port1
2	Remote-FortiGate (Student)	Web	port2	port1
3	Installation Targets	Source_Device	port2	port1
Implicit (4-4 / Total: 1)				
4	Installation Targets	Implicit Deny	any	any

Given the configuration shown in the exhibit, what can you conclude from the installation targets in the Install On column? (Choose two)

- A. Policy seq # 2 will not be installed on the Local-FortiGate root VDOM because there is no root VDOM in the Installation Target
- B. Policy seq # 3 will be installed on all managed devices and VDOMs that are listed under Installation Targets
- C. Policy seq # 1 will be installed on the Remote-FortiGate root[NAT] and Student[NAT] VDOMs only
- D. Policy 3 will be installed on all FortiGate devices and vdom belongs to the ADOM
- E. Policy seq # 3 will be skipped because no installation targets are specified

Answer: BC

NEW QUESTION 22

- (Topic 3)

Which configuration setting for FortiGate is part of an ADOM-level database on FortiManager?

- A. NSX-T Service Template
- B. Security profiles
- C. SNMP
- D. Routing

Answer: D

NEW QUESTION 23

- (Topic 3)

Which two settings are required for FortiManager Management Extension Applications (MEA)? (Choose two.)

- A. When you configure MEA, you must open TCP or UDP port 540.
- B. You must open the ports to the Fortinet registry
- C. You must create a MEA special policy on FortiManager using the super user profile
- D. The administrator must have the super user profile.

Answer: CD

NEW QUESTION 24

- (Topic 3)

What does the diagnose dvm check-integrity command do? (Choose two.)

- A. Internally upgrades existing ADOMs to the same ADOM version in order to clean up and correct the ADOM syntax
- B. Verifies and corrects unregistered, registered, and deleted device states
- C. Verifies and corrects database schemas in all object tables
- D. Verifies and corrects duplicate VDOM entries

Answer: BD

Explanation:

* 6.2 Study Guide page 305 verify and correct parts of the device manager databases, including:– inconsistent device-to-group and group-to-ADOM memberships– unregistered, registered, and deleted device states– device lock statuses– duplicate VDOM entries

NEW QUESTION 27

- (Topic 3)

Which of the following statements are true regarding VPN Manager? (Choose three.)

- A. VPN Manager must be enabled on a per ADOM basis.
- B. VPN Manager automatically adds newly-registered devices to a VPN community.
- C. VPN Manager can install common IPsec VPN settings on multiple FortiGate devices at the same time.
- D. Common IPsec settings need to be configured only once in a VPN Community for all managed gateways.
- E. VPN Manager automatically creates all the necessary firewall policies for traffic to be tunneled by IPsec.

Answer: ACD

NEW QUESTION 28

- (Topic 3)

Push updates are failing on a FortiGate device that is located behind a NAT device Which two settings should the administrator check? (Choose two.)

- A. That the virtual IP address and correct ports are set on the NAT device
- B. That the NAT device IP address and correct ports are configured on FortiManager
- C. That the external IP address on the NAT device is set to DHCP and configured with the virtual IP
- D. That the override server IP address is set on FortiManager and the NAT device

Answer: BC

NEW QUESTION 32

- (Topic 3)

An administrator would like to create an SD-WAN using central management. What steps does the administrator need to perform to create an SD-WAN using central management?

- A. First create an SD-WAN firewall policy, add member interfaces to the SD-WAN template and create a static route
- B. You must specify a gateway address when you create a default static route
- C. Remove all the interface references such as routes or policies
- D. Enable SD-WAN central management in the ADOM, add member interfaces, create a static route and SDWAN firewall policies.

Answer: D

NEW QUESTION 35

- (Topic 3)

An administrator would like to create an SD-WAN default static route for a newly created SD-WAN using the FortiManager GUI. Both port1 and port2 are part of the SD-WAN member interfaces.

Which interface must the administrator select in the static route device drop-down list?

- A. port2
- B. virtual-wan-link
- C. port1
- D. auto-discovery

Answer: B

NEW QUESTION 36

.....

Thank You for Trying Our Product

We offer two products:

1st - We have Practice Tests Software with Actual Exam Questions

2nd - Questions and Answers in PDF Format

NSE5_FMG-7.0 Practice Exam Features:

- * NSE5_FMG-7.0 Questions and Answers Updated Frequently
- * NSE5_FMG-7.0 Practice Questions Verified by Expert Senior Certified Staff
- * NSE5_FMG-7.0 Most Realistic Questions that Guarantee you a Pass on Your First Try
- * NSE5_FMG-7.0 Practice Test Questions in Multiple Choice Formats and Updates for 1 Year

100% Actual & Verified — Instant Download, Please Click
[Order The NSE5_FMG-7.0 Practice Test Here](#)