



Microsoft

Exam Questions az-500

Microsoft Azure Security Technologies

NEW QUESTION 1

Your network contains an on-premises Active Directory domain named corp.contoso.com.
You have an Azure subscription named Sub1 that is associated to an Azure Active Directory (Azure AD) tenant named contoso.com. You sync all on-premises identities to Azure AD.
You need to prevent users who have a givenName attribute that starts with TEST from being synced to Azure AD. The solution must minimize administrative effort.
What should you use?

- A. Synchronization Rules Editor
- B. Web Service Configuration Tool
- C. the Azure AD Connect wizard
- D. Active Directory Users and Computers

Answer: A

Explanation:

Use the Synchronization Rules Editor and write attribute-based filtering rule.
References:
<https://docs.microsoft.com/en-us/azure/active-directory/hybrid/how-to-connect-sync-change-the-configuration>

NEW QUESTION 2

HOTSPOT
You have an Azure Active Directory (Azure AD) tenant named contoso.com that contains the users shown in the following table.

Name	Member of	Mobile phone	Multi-factor authentication (MFA) status
User1	Group1	123 555 7890	Disabled
User2	Group1, Group2	None	Enabled
User3	Group1	123 555 7891	Required

You create and enforce an Azure AD Identity Protection user risk policy that has the following settings:
▪ Assignment: Include Group1, Exclude Group2
Conditions: Sign-in risk of Medium and above
Access: Allow access, Require password change
For each of the following statements, select Yes if the statement is true. Otherwise, select No.
NOTE: Each correct selection is worth one point.
Hot Area:

Answer Area

Statements	Yes	No
If User1 signs in from an unfamiliar location, he must change his password.	<input type="radio"/>	<input type="radio"/>
If User2 signs in from an anonymous IP address, she must change her password.	<input type="radio"/>	<input type="radio"/>
If User3 signs in from a computer containing malware that is communicating with known bot servers, he must change his password.	<input type="radio"/>	<input type="radio"/>

- A. Mastered
- B. Not Mastered

Answer: A

Explanation:

Box 1: Yes
User1 is member of Group1. Sign in from unfamiliar location is risk level Medium.
Box 2: Yes
User2 is member of Group1. Sign in from anonymous IP address is risk level Medium.
Box 3: No
Sign-ins from IP addresses with suspicious activity is low.
Note:

Sign-in Activity	Risk Level
Users with leaked credentials	High
Sign-ins from anonymous IP addresses	Medium
Impossible travel to atypical locations	Medium
Sign-ins from infected devices	Medium
Sign-ins from IP addresses with suspicious activity	Low
Sign-ins from unfamiliar locations	Medium

- Azure AD Identity protection can detect six types of suspicious sign-in activities: Users with leaked credentials
- Sign-ins from anonymous IP addresses Impossible travel to atypical locations Sign-ins from infected devices
- Sign-ins from IP addresses with suspicious activity Sign-ins from unfamiliar locations

These six types of events are categorized in to 3 levels of risks – High, Medium & Low: References:

<http://www.rebeladmin.com/2018/09/step-step-guide-configure-risk-based-azure-conditional-access-policies/>

NEW QUESTION 3

HOTSPOT

Your company has two offices in Seattle and New York. Each office connects to the Internet by using a NAT device. The offices use the IP addresses shown in the following table.

Location	IP address space	Public NAT segment
Seattle	10.10.0.0/16	190.15.1.0/24
New York	172.16.0.0/16	194.25.2.0/24

The company has an Azure Active Directory (Azure AD) tenant named contoso.com. The tenant contains the users shown in the following table.

Name	Multi-factor authentication (MFA) status
User1	Enabled
User2	Enforced

The MFA service settings are configured as shown in the exhibit. (Click the Exhibit tab.)

trusted ips [\(learn more\)](#)

☒ Skip multi-factor authentication for requests from federated users on my intranet

Skip multi-factor authentication for requests from following range of IP address subnets

10.10.0.0/16
194.25.2.0/24

verification options [\(learn more\)](#)

Methods available to users:

☒ Call to phone

☒ Text message to phone

For each of the following statements, select Yes if the statement is true. Otherwise, select No.

NOTE: Each correct selection is worth one point.

Hot Area:

Answer Area

	Yes	No
If User1 signs in to Azure from a device that uses an IP address of 134.18.14.10, User1 must be authenticated by using a phone.	<input type="radio"/>	<input type="radio"/>
If User2 signs in to Azure from a device in the Seattle office, User2 must be authenticated by using the Microsoft Authenticator app.	<input type="radio"/>	<input type="radio"/>
If User2 signs in to Azure from a device in the New York office, User1 must be authenticated by using a phone	<input type="radio"/>	<input type="radio"/>

- A. Mastered
B. Not Mastered

Answer: A

Explanation:

Box 2: No

Use of Microsoft Authenticator is not required.

Note: Microsoft Authenticator is a multifactor app for mobile devices that generates time-based codes used during the Two-Step Verification process. Box 3: No
The New York IP address subnet is included in the "skip multi-factor authentication for request.

References:

<https://www.cayosoft.com/difference-enabling-enforcing-mfa/>

NEW QUESTION 4

You have an Azure subscription.

You create an Azure web app named Contoso1812 that uses an S1 App service plan.

You create a DNS record for www.contoso.com that points to the IP address of Contoso1812.

You need to ensure that users can access Contoso1812 by using the <https://www.contoso.com> URL. Which two actions should you perform? Each correct answer presents part of the solution.

NOTE: Each correct selection is worth one point.

- A. Turn on the system-assigned managed identity for Contoso1812.
B. Add a hostname to Contoso1812.
C. Scale out the App Service plan of Contoso1812.
D. Add a deployment slot to Contoso1812.
E. Scale up the App Service plan of Contoso1812.

Answer: BE

Explanation:

B: You can configure Azure DNS to host a custom domain for your web apps. For example, you can create an Azure web app and have your users access it using either www.contoso.com or contoso.com as a fully qualified domain name (FQDN).

To do this, you have to create three records:

A root "A" record pointing to contoso.com A root "TXT" record for verification

A "CNAME" record for the www name that points to the A record

E: To map a custom DNS name to a web app, the web app's App Service plan must be a paid tier (Shared, Basic, Standard, Premium or Consumption for Azure Functions). I

Scale up the App Service plan: Select any of the non-free tiers (D1, B1, B2, B3, or any tier in the Production category). References:

<https://docs.microsoft.com/en-us/azure/dns/dns-web-sites-custom-domain>

Testlet 1

This is a case study. Case studies are not timed separately. You can use as much exam time as you would like to complete each case. However, there may be additional case studies and sections on this exam. You must manage your time to ensure that you are able to complete all questions included on this exam in the time provided.

To answer the questions included in a case study, you will need to reference information that is provided in the case study. Case studies might contain exhibits and other resources that provide more information about the scenario that is described in the case study. Each question is independent of the other question on this case study.

At the end of this case study, a review screen will appear. This screen allows you to review your answers and to make changes before you move to the next sections of the exam. After you begin a new section, you cannot return to this section.

To start the case study

To display the first question on this case study, click the Next button. Use the buttons in the left pane to explore the content of the case study before you answer the questions. Clicking these buttons displays information such as business requirements, existing environment, and problem statements. If the case study has an All Information tab, note that the information displayed is identical to the information displayed on the subsequent tabs. When you are ready to answer a question, click the Question button to return to the question.

Overview

Litware, Inc. is a digital media company that has 500 employees in the Chicago area and 20 employees in the San Francisco area.

Existing Environment

Litware has an Azure subscription named Sub1 that has a subscription ID of 43894a43-17c2-4a39-8cfc-3540c2653ef4.

Sub1 is associated to an Azure Active Directory (Azure AD) tenant named litwareinc.com. The tenant contains the user objects and the device objects of all the Litware employees and their devices. Each user is assigned an Azure AD Premium P2 license. Azure AD Privileged Identity Management (PIM) is activated.

The tenant contains the groups shown in the following table.

Name	Type	Description
Group1	Security group	A group that has the Dynamic User membership type, contains all the San Francisco users, and provides access to many Azure AD applications and Azure resources.
Group2	Security group	A group that has the Dynamic User membership type and contains the Chicago IT team

The Azure subscription contains the objects shown in the following table.

Name	Type	Description
VNet1	Virtual network	VNet1 is a virtual network that contains security-sensitive IT resources. VNet1 contains three subnets named Subnet0, Subnet1, and AzureFirewallSubnet.
VM0	Virtual machine	VM0 is an Azure virtual machine that runs Windows Server 2016, connects to Subnet0, and has just in time (JIT) VM access configured.
VM1	Virtual machine	VM1 is an Azure virtual machine that runs Windows Server 2016 and connects to Subnet0.
SQLDB1	Azure SQL Database	SQLDB1 is an Azure SQL database on a SQL Database server named LitwareSQLServer1.
WebApp1	Web app	WebApp1 is an Azure web app that is accessible by using https://litwareinc.com and http://www.litwareinc.com .
Resource Group1	Resource group	Resource Group1 is a resource group that contains VNet1, VM0, and VM1.
Resource Group2	Resource group	Resource Group2 is a resource group that contains shared IT resources.

Azure Security Center is set to the Free tier.

Planned changes

Litware plans to deploy the Azure resources shown in the following table.

Name	Type	Description
Firewall1	Azure Firewall	An Azure firewall on VNet1.
RT1	Route table	A route table that will contain a route pointing to Firewall1 as the default gateway and will be assigned to Subnet0.
AKS1	Azure Kubernetes Service (AKS)	A managed AKS cluster

Litware identifies the following identity and access requirements:

- _ All San Francisco users and their devices must be members of Group1.
- _ The members of Group2 must be assigned the Contributor role to Resource Group2 by using a permanent eligible assignment.
- _ Users must be prevented from registering applications in Azure AD and from consenting to applications that access company information on the users' behalf.

Platform Protection Requirements

Litware identifies the following platform protection requirements:

- _ Microsoft Antimalware must be installed on the virtual machines in Resource Group1.
- _ The members of Group2 must be assigned the Azure Kubernetes Service Cluster Admin Role. Azure AD users must be able to authenticate to AKS1 by using their Azure AD credentials.
- _ Following the implementation of the planned changes, the IT team must be able to connect to VM0 by using JIT VM access.
- _ A new custom RBAC role named Role1 must be used to delegate the administration of the managed disks in Resource Group1. Role1 must be available only for Resource Group1.

Security Operations Requirements

Litware must be able to customize the operating system security configurations in Azure Security Center.

NEW QUESTION 5

You need to ensure that users can access VM0. The solution must meet the platform protection requirements.

What should you do?

- A. Move VM0 to Subnet1.
- B. On Firewall, configure a network traffic filtering rule.
- C. Assign RT1 to AzureFirewallSubnet.
- D. On Firewall, configure a DNAT rule.

Answer: A

Explanation:

Azure Firewall has the following known issue:

Conflict with Azure Security Center (ASC) Just-in-Time (JIT) feature.

If a virtual machine is accessed using JIT, and is in a subnet with a user-defined route that points to Azure Firewall as a default gateway, ASC JIT doesn't work. This is a result of asymmetric routing – a packet comes in via the virtual machine public IP (JIT opened the access), but the return path is via the firewall, which drops the packet because there is no established session on the firewall.

Solution: To work around this issue, place the JIT virtual machines on a separate subnet that doesn't have a user-defined route to the firewall. Scenario:

VM0	Virtual machine	VM0 is an Azure virtual machine that runs Windows Server 2016, connects to Subnet0, and has just in time (JIT) VM access configured.
-----	-----------------	--

Following the implementation of the planned changes, the IT team must be able to connect to VM0 by using JIT VM access.

Name	Type	Description
Firewall1	Azure Firewall	An Azure firewall on VNet1.
RT1	Route table	A route table that will contain a route pointing to Firewall1 as the default gateway and will be assigned to Subnet0.

References:

<https://docs.microsoft.com/en-us/azure/firewall/overview>

Testlet 2

This is a case study. Case studies are not timed separately. You can use as much exam time as you would like to complete each case. However, there may be additional case studies and sections on this exam. You must manage your time to ensure that you are able to complete all questions included on this exam in the time provided.

To answer the questions included in a case study, you will need to reference information that is provided in the case study. Case studies might contain exhibits and other resources that provide more information about the scenario that is described in the case study. Each question is independent of the other question on this case study.

At the end of this case study, a review screen will appear. This screen allows you to review your answers and to make changes before you move to the next sections of the exam. After you begin a new section, you cannot return to this section.

To start the case study

To display the first question on this case study, click the Next button. Use the buttons in the left pane to explore the content of the case study before you answer the questions. Clicking these buttons displays information such as business requirements, existing environment, and problem statements. If the case study has an All Information tab, note that the information displayed is identical to the information displayed on the subsequent tabs. When you are ready to answer a question, click the Question button to return to the question.

Overview

Contoso, Ltd. is a consulting company that has a main office in Montreal and two branch offices in Seattle and New York. The company hosts its entire server infrastructure in Azure.

Contoso has two Azure subscriptions named Sub1 and Sub2. Both subscriptions are associated to an Azure Active Directory (Azure AD) tenant named contoso.com.

Technical requirements

Contoso identifies the following technical requirements:

- _ Deploy Azure Firewall to VNetWork1 in Sub2. Register an application named App2 in contoso.com.
- _ Whenever possible, use the principle of least privilege.
- _ Enable Azure AD Privileged Identity Management (PIM) for contoso.com

Existing Environment Azure AD

Contoso.com contains the users shown in the following table.

Name	City	Role
User1	Montreal	Global administrator
User2	MONTREAL	Security administrator
User3	London	Privileged role administrator
User4	Ontario	Application administrator
User5	Seattle	Cloud application administrator
User6	Seattle	User administrator
User7	Sydney	Reports reader
User8	Sydney	None

Contoso.com contains the security groups shown in the following table.

Name	Membership type	Dynamic membership rule
Group1	Dynamic user	user.city -contains "ON"
Group2	Dynamic user	user.city -match "*on"

Sub1

Sub1 contains six resource groups named RG1, RG2, RG3, RG4, RG5, and RG6. User2 creates the virtual networks shown in the following table.

Name	Resource group
VNET1	RG1
VNET2	RG2
VNET3	RG3
VNET4	RG4

Sub1 contains the locks shown in the following table.

Name	Set on	Lock type
Lock1	RG1	Delete
Lock2	RG2	Read-only
Lock3	RG3	Delete
Lock4	RG3	Read-only

Sub1 contains the Azure policies shown in the following table.

Policy definition	Resource type	Scope
Allowed resource types	networkSecurityGroups	RG4
Not allowed resource types	virtualNetworks/subnets	RG5
Not allowed resource types	networksSecurityGroups	RG5
Not allowed resource types	virtualNetworks/virtualNetworkPeerings	RG6

Sub2

Sub2 contains the network security groups (NSGs) shown in the following table.

Name	Associated to
NSG1	NIC2
NSG2	Subnet1.1
NSG3	Subnet1.3
NSG4	Subnet2.1

NSG1 has the inbound security rules shown in the following table.

Priority	Port	Protocol	Source	Destination	Action
65000	Any	Any	VirtualNetwork	VirtualNetwork	Allow
65001	Any	Any	AzureLoadBalancer	Any	Allow
65500	Any	Any	Any	Any	Deny

NSG2 has the inbound security rules shown in the following table.

Priority	Port	Protocol	Source	Destination	Action
100	80	TCP	Internet	VirtualNetwork	Allow
65000	Any	Any	VirtualNetwork	VirtualNetwork	Allow
65001	Any	Any	AzureLoadBalancer	Any	Allow
65500	Any	Any	Any	Any	Deny

NSG3 has the inbound security rules shown in the following table.

Priority	Port	Protocol	Source	Destination	Action
100	Any	TCP	ASG1	ASG1	Allow
150	Any	Any	ASG2	VirtualNetwork	Allow
200	Any	Any	Any	Any	Deny
65000	Any	Any	VirtualNetwork	VirtualNetwork	Allow
65001	Any	Any	AzureLoadBalancer	Any	Allow
65500	Any	Any	Any	Any	Deny

NSG4 has the inbound security rules shown in the following table.

Priority	Port	Protocol	Source	Destination	Action
100	Any	Any	Any	Any	Allow
65000	Any	Any	VirtualNetwork	VirtualNetwork	Allow
65001	Any	Any	AzureLoadBalancer	Any	Allow
65500	Any	Any	Any	Any	Deny

NSG1, NSG2, NSG3, and NSG4 have the outbound security rules shown in the following table.

Priority	Port	Protocol	Source	Destination	Action
65000	Any	Any	VirtualNetwork	VirtualNetwork	Allow
65001	Any	Any	Any	Internet	Allow
65500	Any	Any	Any	Any	Deny

Contoso identifies the following technical requirements:

- Deploy Azure Firewall to VNetwork1 in Sub2. Register an application named App2 in contoso.com.
- Whenever possible, use the principle of least privilege.
- Enable Azure AD Privileged Identity Management (PIM) for contoso.com.

NEW QUESTION 6

HOTSPOT

What is the membership of Group1 and Group2? To answer, select the appropriate options in the answer area.
NOTE: Each correct selection is worth one point.
Hot Area:

Answer Area

Group1:

No members

Only User2

Only User2 and User4

User1, User2, User3, and User4

Group2:

No members

Only User3

Only User1 and User3

User1, User2, User3, and User4

- A. Mastered
- B. Not Mastered

Answer: A

Explanation:

Box 1: User1, User2, User3, User4
Contains "ON" is true for Montreal (User1), MONTREAL (User2), London (User 3), and Ontario (User4) as string and regex operations are not case sensitive.
Box 2: Only User3
Match "*on" is only true for London (User3).
Scenario:
Contoso.com contains the users shown in the following table.

Name	City	Role
User1	Montreal	Global administrator
User2	MONTREAL	Security administrator
User3	London	Privileged role administrator
User4	Ontario	Application administrator
User5	Seattle	Cloud application administrator
User6	Seattle	User administrator
User7	Sydney	Reports reader
User8	Sydney	None

Contoso.com contains the security groups shown in the following table.

Name	Membership type	Dynamic membership rule
Group1	Dynamic user	<code>user.city -contains "ON"</code>
Group2	Dynamic user	<code>user.city -match "*on"</code>

References:
<https://docs.microsoft.com/en-us/azure/active-directory/users-groups-roles/groups-dynamic-membership>

NEW QUESTION 7

You have Azure Resource Manager templates that you use to deploy Azure virtual machines.
You need to disable unused Windows features automatically as instances of the virtual machines are provisioned. What should you use?

- A. device compliance policies in Microsoft Intune
- B. Azure Automation State Configuration
- C. application security groups
- D. Azure Advisor

Answer: B

Explanation:

You can use Azure Automation State Configuration to manage Azure VMs (both Classic and Resource Manager), on-premises VMs, Linux machines, AWS VMs, and on-premises physical machines.
Note: Azure Automation State Configuration provides a DSC pull server similar to the Windows Feature DSC-Service so that target nodes automatically receive configurations, conform to the desired state, and report back on their compliance. The built-in pull server in Azure Automation eliminates the need to set up and maintain your own pull server. Azure Automation can target virtual or physical Windows or Linux machines, in the cloud or on-premises.
References:

<https://docs.microsoft.com/en-us/azure/automation/automation-dsc-getting-started>

NEW QUESTION 8

HOTSPOT

You assign User8 the Owner role for RG4, RG5, and RG6.

In which resource groups can User8 create virtual networks and NSGs? To answer, select the appropriate options in the answer area.

NOTE: Each correct selection is worth one point.

Hot Area:

Answer Area

User8 can create virtual networks in:

	▼
RG4 only	
RG6 only	
RG4 and RG6 only	
RG4, RG5, and RG6	

User8 can create NSGs in:

	▼
RG4 only	
RG4 and RG5 only	
RG4 and RG6 only	
RG4, RG5, and RG6	

- A. Mastered
- B. Not Mastered

Answer: A

Explanation:

Box 1: RG4 only

Virtual Networks are not allowed for Rg5 and Rg6.

Box 2: Rg4,Rg5, and Rg6 Scenario:

Contoso has two Azure subscriptions named Sub1 and Sub2.

Sub1 contains six resource groups named RG1, RG2, RG3, RG4, RG5, and RG6. You assign User8 the Owner role for RG4, RG5, and RG6

User8 city Sidney, Role:None

Note: A network security group (NSG) contains a list of security rules that allow or deny network traffic to resources connected to Azure Virtual Networks (VNet).

NSGs can be associated to subnets, individual VMs (classic), or individual network interfaces (NIC) attached to VMs (Resource Manager).

References:

<https://docs.microsoft.com/en-us/azure/governance/policy/overview>

NEW QUESTION 9

HOTSPOT

Which virtual networks in Sub1 can User2 modify and delete in their current state? To answer, select the appropriate options in the answer area.

NOTE: Each correct selection is worth one point.

Hot Area:

Answer Area

Virtual networks that User2 can modify:

	▼
VNET4 only	
VNET4 and VNET1 only	
VNET4, VNET3, and VNET1 only	
VNET4, VNET3, VNET2, and VNET1	

Virtual networks that User2 can delete:

	▼
VNET4 only	
VNET4 and VNET1 only	
VNET4, VNET3, and VNET1 only	
VNET4, VNET3, VNET2, and VNET1	

- A. Mastered
- B. Not Mastered

Answer: A

Explanation:

Box 1: VNET4 and VNET1 only

RG1 has only Delete lock, while there are no locks on RG4. RG2 and RG3 both have Read-only locks.

Box 2: VNET4 only

There are no locks on RG4, while the other resource groups have either Delete or Read-only locks.

Note: As an administrator, you may need to lock a subscription, resource group, or resource to prevent other users in your organization from accidentally deleting or modifying critical resources. You can set the lock level to CanNotDelete or ReadOnly. In the portal, the locks are called Delete and Read-only respectively.

- CanNotDelete means authorized users can still read and modify a resource, but they can't delete the resource.

- ReadOnly means authorized users can read a resource, but they can't delete or update the resource. Applying this lock is similar to restricting all authorized users to the permissions granted by the Reader role.

Scenario:

User2 is a Security administrator.

Sub1 contains six resource groups named RG1, RG2, RG3, RG4, RG5, and RG6.

User2 creates the virtual networks shown in the following table.

Name	Resource group
VNET1	RG1
VNET2	RG2
VNET3	RG3
VNET4	RG4

Sub1 contains the locks shown in the following table.

Name	Set on	Lock type
Lock1	RG1	Delete
Lock2	RG2	Read-only
Lock3	RG3	Delete
Lock4	RG3	Read-only

References:

<https://docs.microsoft.com/en-us/azure/azure-resource-manager/resource-group-lock-resources>

Testlet 2

This is a case study. Case studies are not timed separately. You can use as much exam time as you would like to complete each case. However, there may be additional case studies and sections on this exam. You must manage your time to ensure that you are able to complete all questions included on this exam in the time provided.

To answer the questions included in a case study, you will need to reference information that is provided in the case study. Case studies might contain exhibits and other resources that provide more information about the scenario that is described in the case study. Each question is independent of the other question on this case study.

At the end of this case study, a review screen will appear. This screen allows you to review your answers and to make changes before you move to the next sections of the exam. After you begin a new section, you cannot return to this section.

To start the case study

To display the first question on this case study, click the Next button. Use the buttons in the left pane to explore the content of the case study before you answer the questions. Clicking these buttons displays information such as business requirements, existing environment, and problem statements. If the case study has an All Information tab, note that the information displayed is identical to the information displayed on the subsequent tabs. When you are ready to answer a question, click the Question button to return to the question.

Overview

Litware, Inc. is a digital media company that has 500 employees in the Chicago area and 20 employees in the San Francisco area.

Existing Environment

Litware has an Azure subscription named Sub1 that has a subscription ID of 43894a43-17c2-4a39-8cfc-3540c2653ef4.

Sub1 is associated to an Azure Active Directory (Azure AD) tenant named litwareinc.com. The tenant contains the user objects and the device objects of all the Litware employees and their devices. Each user is assigned an Azure AD Premium P2 license. Azure AD Privileged Identity Management (PIM) is activated.

The tenant contains the groups shown in the following table.

Name	Type	Description
Group1	Security group	A group that has the Dynamic User membership type, contains all the San Francisco users, and provides access to many Azure AD applications and Azure resources.
Group2	Security group	A group that has the Dynamic User membership type and contains the Chicago IT team

The Azure subscription contains the objects shown in the following table.

Name	Type	Description
VNet1	Virtual network	VNet1 is a virtual network that contains security-sensitive IT resources. VNet1 contains three subnets named Subnet0, Subnet1, and AzureFirewallSubnet.
VM0	Virtual machine	VM0 is an Azure virtual machine that runs Windows Server 2016, connects to Subnet0, and has just in time (JIT) VM access configured.
VM1	Virtual machine	VM1 is an Azure virtual machine that runs Windows Server 2016 and connects to Subnet0.
SQLDB1	Azure SQL Database	SQLDB1 is an Azure SQL database on a SQL Database server named LitwareSQLServer1.
WebApp1	Web app	WebApp1 is an Azure web app that is accessible by using https://litwareinc.com and http://www.litwareinc.com .
Resource Group1	Resource group	Resource Group1 is a resource group that contains VNet1, VM0, and VM1.
Resource Group2	Resource group	Resource Group2 is a resource group that contains shared IT resources.

Azure Security Center is set to the Free tier.

Planned changes

Litware plans to deploy the Azure resources shown in the following table.

Name	Type	Description
Firewall1	Azure Firewall	An Azure firewall on VNet1.
RT1	Route table	A route table that will contain a route pointing to Firewall1 as the default gateway and will be assigned to Subnet0.
AKS1	Azure Kubernetes Service (AKS)	A managed AKS cluster

Litware identifies the following identity and access requirements:

- _ All San Francisco users and their devices must be members of Group1.
- _ The members of Group2 must be assigned the Contributor role to Resource Group2 by using a permanent eligible assignment.
- _ Users must be prevented from registering applications in Azure AD and from consenting to applications that access company information on the users' behalf.

Platform Protection Requirements

Litware identifies the following platform protection requirements:

- _ Microsoft Antimalware must be installed on the virtual machines in Resource Group1.
- _ The members of Group2 must be assigned the Azure Kubernetes Service Cluster Admin Role. Azure AD users must be to authenticate to AKS1 by using their Azure AD credentials.
- _ Following the implementation of the planned changes, the IT team must be able to connect to VM0 by using JIT VM access.
- _ A new custom RBAC role named Role1 must be used to delegate the administration of the managed disks in Resource Group1. Role1 must be available only for Resource Group1.

Security Operations Requirements

Litware must be able to customize the operating system security configurations in Azure Security Center.

NEW QUESTION 10

You need to ensure that you can meet the security operations requirements.

What should you do first?

- Turn on Auto Provisioning in Security Center.
- Integrate Security Center and Microsoft Cloud App Security.
- Upgrade the pricing tier of Security Center to Standard.
- Modify the Security Center workspace configuration.

Answer: C

Explanation:

The Standard tier extends the capabilities of the Free tier to workloads running in private and other public clouds, providing unified security management and threat protection across your hybrid cloud workloads. The Standard tier also adds advanced threat detection capabilities, which uses built-in behavioral analytics and machine learning to identify attacks and zero-day exploits, access and application controls to reduce exposure to network attacks and malware, and more.

Scenario: Security Operations Requirements

Litware must be able to customize the operating system security configurations in Azure Security Center. References:

<https://docs.microsoft.com/en-us/azure/security-center/security-center-pricing>

Question Set 3

NEW QUESTION 10

You have an Azure subscription named Sub1 that is associated to an Azure Active Directory (Azure AD) tenant named contoso.com. You are assigned the Global administrator role for the tenant. You are responsible for managing Azure Security Center settings. You need to create a custom sensitivity label. What should you do first?

- A. Create a custom sensitive information type.
- B. Elevate access for global administrators in Azure AD.
- C. Upgrade the pricing tier of the Security Center to Standard.
- D. Enable integration with Microsoft Cloud App Security.

Answer: A

Explanation:

First, you need to create a new sensitive information type because you can't directly modify the default rules.

References:

<https://docs.microsoft.com/en-us/office365/securitycompliance/customize-a-built-in-sensitive-information-type>

NEW QUESTION 13

HOTSPOT

You suspect that users are attempting to sign in to resources to which they have no access.

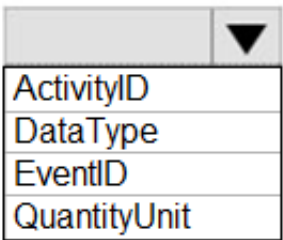
You need to create an Azure Log Analytics query to identify failed user sign-in attempts from the last three days. The results must only show users who had more than five failed sign-in attempts.

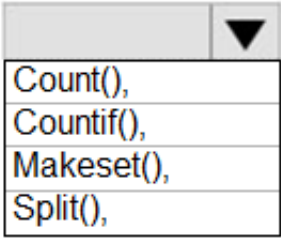
How should you configure the query? To answer, select the appropriate options in the answer area.

NOTE: Each correct selection is worth one point.

Hot Area:

Answer Area

```
let timeframe = 3d;
SecurityEvent
| where TimeGenerated > ago(3d)
| where AccountType == 'User' and  ==4625

| Summarize failed_login_attempts=

latest_failed_login=arg_max(TimeGenerated by Account
| where failed_login_attempts > 5
```

- A. Mastered
- B. Not Mastered

Answer: A

Explanation:

The following example identifies user accounts that failed to log in more than five times in the last day, and when they last attempted to log in. let timeframe = 1d;

SecurityEvent

| where TimeGenerated > ago(1d)

| where AccountType == 'User' and EventID == 4625 // 4625 - failed log in

| summarize failed_login_attempts=count(), latest_failed_login=arg_max(TimeGenerated, Account) by Account

| where failed_login_attempts > 5

| project-away Account1

References:

<https://docs.microsoft.com/en-us/azure/azure-monitor/log-query/examples>

NEW QUESTION 17

.....

About ExamBible

[Your Partner of IT Exam](#)

Found in 1998

ExamBible is a company specialized on providing high quality IT exam practice study materials, especially Cisco CCNA, CCDA, CCNP, CCIE, Checkpoint CCSE, CompTIA A+, Network+ certification practice exams and so on. We guarantee that the candidates will not only pass any IT exam at the first attempt but also get profound understanding about the certificates they have got. There are so many alike companies in this industry, however, ExamBible has its unique advantages that other companies could not achieve.

Our Advances

* 99.9% Uptime

All examinations will be up to date.

* 24/7 Quality Support

We will provide service round the clock.

* 100% Pass Rate

Our guarantee that you will pass the exam.

* Unique Gurantee

If you do not pass the exam at the first time, we will not only arrange FULL REFUND for you, but also provide you another exam of your claim, ABSOLUTELY FREE!

NEW QUESTION 1

Your network contains an on-premises Active Directory domain named corp.contoso.com.
You have an Azure subscription named Sub1 that is associated to an Azure Active Directory (Azure AD) tenant named contoso.com. You sync all on-premises identities to Azure AD.
You need to prevent users who have a givenName attribute that starts with TEST from being synced to Azure AD. The solution must minimize administrative effort.
What should you use?

- A. Synchronization Rules Editor
- B. Web Service Configuration Tool
- C. the Azure AD Connect wizard
- D. Active Directory Users and Computers

Answer: A

Explanation:

Use the Synchronization Rules Editor and write attribute-based filtering rule.
References:
<https://docs.microsoft.com/en-us/azure/active-directory/hybrid/how-to-connect-sync-change-the-configuration>

NEW QUESTION 2

HOTSPOT
You have an Azure Active Directory (Azure AD) tenant named contoso.com that contains the users shown in the following table.

Name	Member of	Mobile phone	Multi-factor authentication (MFA) status
User1	Group1	123 555 7890	Disabled
User2	Group1, Group2	None	Enabled
User3	Group1	123 555 7891	Required

You create and enforce an Azure AD Identity Protection user risk policy that has the following settings:
▪ Assignment: Include Group1, Exclude Group2
Conditions: Sign-in risk of Medium and above
Access: Allow access, Require password change
For each of the following statements, select Yes if the statement is true. Otherwise, select No.
NOTE: Each correct selection is worth one point.
Hot Area:

Answer Area

Statements	Yes	No
If User1 signs in from an unfamiliar location, he must change his password.	<input type="radio"/>	<input type="radio"/>
If User2 signs in from an anonymous IP address, she must change her password.	<input type="radio"/>	<input type="radio"/>
If User3 signs in from a computer containing malware that is communicating with known bot servers, he must change his password.	<input type="radio"/>	<input type="radio"/>

- A. Mastered
- B. Not Mastered

Answer: A

Explanation:

Box 1: Yes
User1 is member of Group1. Sign in from unfamiliar location is risk level Medium.
Box 2: Yes
User2 is member of Group1. Sign in from anonymous IP address is risk level Medium.
Box 3: No
Sign-ins from IP addresses with suspicious activity is low.
Note:

Sign-in Activity	Risk Level
Users with leaked credentials	High
Sign-ins from anonymous IP addresses	Medium
Impossible travel to atypical locations	Medium
Sign-ins from infected devices	Medium
Sign-ins from IP addresses with suspicious activity	Low
Sign-ins from unfamiliar locations	Medium

- Azure AD Identity protection can detect six types of suspicious sign-in activities: Users with leaked credentials
- Sign-ins from anonymous IP addresses Impossible travel to atypical locations Sign-ins from infected devices
- Sign-ins from IP addresses with suspicious activity Sign-ins from unfamiliar locations

These six types of events are categorized in to 3 levels of risks – High, Medium & Low: References:

<http://www.rebeladmin.com/2018/09/step-step-guide-configure-risk-based-azure-conditional-access-policies/>

NEW QUESTION 3

HOTSPOT

Your company has two offices in Seattle and New York. Each office connects to the Internet by using a NAT device. The offices use the IP addresses shown in the following table.

Location	IP address space	Public NAT segment
Seattle	10.10.0.0/16	190.15.1.0/24
New York	172.16.0.0/16	194.25.2.0/24

The company has an Azure Active Directory (Azure AD) tenant named contoso.com. The tenant contains the users shown in the following table.

Name	Multi-factor authentication (MFA) status
User1	Enabled
User2	Enforced

The MFA service settings are configured as shown in the exhibit. (Click the Exhibit tab.)

trusted ips [\(learn more\)](#)

☒ Skip multi-factor authentication for requests from federated users on my intranet

Skip multi-factor authentication for requests from following range of IP address subnets

10.10.0.0/16
194.25.2.0/24

verification options [\(learn more\)](#)

Methods available to users:

☒ Call to phone

☒ Text message to phone

For each of the following statements, select Yes if the statement is true. Otherwise, select No.

NOTE: Each correct selection is worth one point.

Hot Area:

Answer Area

	Yes	No
If User1 signs in to Azure from a device that uses an IP address of 134.18.14.10, User1 must be authenticated by using a phone.	<input type="radio"/>	<input type="radio"/>
If User2 signs in to Azure from a device in the Seattle office, User2 must be authenticated by using the Microsoft Authenticator app.	<input type="radio"/>	<input type="radio"/>
If User2 signs in to Azure from a device in the New York office, User1 must be authenticated by using a phone	<input type="radio"/>	<input type="radio"/>

- A. Mastered
B. Not Mastered

Answer: A

Explanation:

Box 2: No

Use of Microsoft Authenticator is not required.

Note: Microsoft Authenticator is a multifactor app for mobile devices that generates time-based codes used during the Two-Step Verification process. Box 3: No
The New York IP address subnet is included in the "skip multi-factor authentication for request.

References:

<https://www.cayosoft.com/difference-enabling-enforcing-mfa/>

NEW QUESTION 4

You have an Azure subscription.

You create an Azure web app named Contoso1812 that uses an S1 App service plan.

You create a DNS record for www.contoso.com that points to the IP address of Contoso1812.

You need to ensure that users can access Contoso1812 by using the https://www.contoso.com URL. Which two actions should you perform? Each correct answer presents part of the solution.

NOTE: Each correct selection is worth one point.

- A. Turn on the system-assigned managed identity for Contoso1812.
B. Add a hostname to Contoso1812.
C. Scale out the App Service plan of Contoso1812.
D. Add a deployment slot to Contoso1812.
E. Scale up the App Service plan of Contoso1812.

Answer: BE

Explanation:

B: You can configure Azure DNS to host a custom domain for your web apps. For example, you can create an Azure web app and have your users access it using either www.contoso.com or contoso.com as a fully qualified domain name (FQDN).

To do this, you have to create three records:

A root "A" record pointing to contoso.com A root "TXT" record for verification

A "CNAME" record for the www name that points to the A record

E: To map a custom DNS name to a web app, the web app's App Service plan must be a paid tier (Shared, Basic, Standard, Premium or Consumption for Azure Functions). I

Scale up the App Service plan: Select any of the non-free tiers (D1, B1, B2, B3, or any tier in the Production category). References:

<https://docs.microsoft.com/en-us/azure/dns/dns-web-sites-custom-domain>

Testlet 1

This is a case study. Case studies are not timed separately. You can use as much exam time as you would like to complete each case. However, there may be additional case studies and sections on this exam. You must manage your time to ensure that you are able to complete all questions included on this exam in the time provided.

To answer the questions included in a case study, you will need to reference information that is provided in the case study. Case studies might contain exhibits and other resources that provide more information about the scenario that is described in the case study. Each question is independent of the other question on this case study.

At the end of this case study, a review screen will appear. This screen allows you to review your answers and to make changes before you move to the next sections of the exam. After you begin a new section, you cannot return to this section.

To start the case study

To display the first question on this case study, click the Next button. Use the buttons in the left pane to explore the content of the case study before you answer the questions. Clicking these buttons displays information such as business requirements, existing environment, and problem statements. If the case study has an All Information tab, note that the information displayed is identical to the information displayed on the subsequent tabs. When you are ready to answer a question, click the Question button to return to the question.

Overview

Litware, Inc. is a digital media company that has 500 employees in the Chicago area and 20 employees in the San Francisco area.

Existing Environment

Litware has an Azure subscription named Sub1 that has a subscription ID of 43894a43-17c2-4a39-8cfc-3540c2653ef4.

Sub1 is associated to an Azure Active Directory (Azure AD) tenant named litwareinc.com. The tenant contains the user objects and the device objects of all the Litware employees and their devices. Each user is assigned an Azure AD Premium P2 license. Azure AD Privileged Identity Management (PIM) is activated.

The tenant contains the groups shown in the following table.

Name	Type	Description
Group1	Security group	A group that has the Dynamic User membership type, contains all the San Francisco users, and provides access to many Azure AD applications and Azure resources.
Group2	Security group	A group that has the Dynamic User membership type and contains the Chicago IT team

The Azure subscription contains the objects shown in the following table.

Name	Type	Description
VNet1	Virtual network	VNet1 is a virtual network that contains security-sensitive IT resources. VNet1 contains three subnets named Subnet0, Subnet1, and AzureFirewallSubnet.
VM0	Virtual machine	VM0 is an Azure virtual machine that runs Windows Server 2016, connects to Subnet0, and has just in time (JIT) VM access configured.
VM1	Virtual machine	VM1 is an Azure virtual machine that runs Windows Server 2016 and connects to Subnet0.
SQLDB1	Azure SQL Database	SQLDB1 is an Azure SQL database on a SQL Database server named LitwareSQLServer1.
WebApp1	Web app	WebApp1 is an Azure web app that is accessible by using https://litwareinc.com and http://www.litwareinc.com .
Resource Group1	Resource group	Resource Group1 is a resource group that contains VNet1, VM0, and VM1.
Resource Group2	Resource group	Resource Group2 is a resource group that contains shared IT resources.

Azure Security Center is set to the Free tier.

Planned changes

Litware plans to deploy the Azure resources shown in the following table.

Name	Type	Description
Firewall1	Azure Firewall	An Azure firewall on VNet1.
RT1	Route table	A route table that will contain a route pointing to Firewall1 as the default gateway and will be assigned to Subnet0.
AKS1	Azure Kubernetes Service (AKS)	A managed AKS cluster

Litware identifies the following identity and access requirements:

- _ All San Francisco users and their devices must be members of Group1.
- _ The members of Group2 must be assigned the Contributor role to Resource Group2 by using a permanent eligible assignment.
- _ Users must be prevented from registering applications in Azure AD and from consenting to applications that access company information on the users' behalf.

Platform Protection Requirements

Litware identifies the following platform protection requirements:

- _ Microsoft Antimalware must be installed on the virtual machines in Resource Group1.
- _ The members of Group2 must be assigned the Azure Kubernetes Service Cluster Admin Role. Azure AD users must be able to authenticate to AKS1 by using their Azure AD credentials.
- _ Following the implementation of the planned changes, the IT team must be able to connect to VM0 by using JIT VM access.
- _ A new custom RBAC role named Role1 must be used to delegate the administration of the managed disks in Resource Group1. Role1 must be available only for Resource Group1.

Security Operations Requirements

Litware must be able to customize the operating system security configurations in Azure Security Center.

NEW QUESTION 5

You need to ensure that users can access VM0. The solution must meet the platform protection requirements.

What should you do?

- A. Move VM0 to Subnet1.
- B. On Firewall, configure a network traffic filtering rule.
- C. Assign RT1 to AzureFirewallSubnet.
- D. On Firewall, configure a DNAT rule.

Answer: A

Explanation:

Azure Firewall has the following known issue:

Conflict with Azure Security Center (ASC) Just-in-Time (JIT) feature.

If a virtual machine is accessed using JIT, and is in a subnet with a user-defined route that points to Azure Firewall as a default gateway, ASC JIT doesn't work. This is a result of asymmetric routing – a packet comes in via the virtual machine public IP (JIT opened the access), but the return path is via the firewall, which drops the packet because there is no established session on the firewall.

Solution: To work around this issue, place the JIT virtual machines on a separate subnet that doesn't have a user-defined route to the firewall. Scenario:

VM0	Virtual machine	VM0 is an Azure virtual machine that runs Windows Server 2016, connects to Subnet0, and has just in time (JIT) VM access configured.
-----	-----------------	--

Following the implementation of the planned changes, the IT team must be able to connect to VM0 by using JIT VM access.

Name	Type	Description
Firewall1	Azure Firewall	An Azure firewall on VNet1.
RT1	Route table	A route table that will contain a route pointing to Firewall1 as the default gateway and will be assigned to Subnet0.

References:

<https://docs.microsoft.com/en-us/azure/firewall/overview>

Testlet 2

This is a case study. Case studies are not timed separately. You can use as much exam time as you would like to complete each case. However, there may be additional case studies and sections on this exam. You must manage your time to ensure that you are able to complete all questions included on this exam in the time provided.

To answer the questions included in a case study, you will need to reference information that is provided in the case study. Case studies might contain exhibits and other resources that provide more information about the scenario that is described in the case study. Each question is independent of the other question on this case study.

At the end of this case study, a review screen will appear. This screen allows you to review your answers and to make changes before you move to the next sections of the exam. After you begin a new section, you cannot return to this section.

To start the case study

To display the first question on this case study, click the Next button. Use the buttons in the left pane to explore the content of the case study before you answer the questions. Clicking these buttons displays information such as business requirements, existing environment, and problem statements. If the case study has an All Information tab, note that the information displayed is identical to the information displayed on the subsequent tabs. When you are ready to answer a question, click the Question button to return to the question.

Overview

Contoso, Ltd. is a consulting company that has a main office in Montreal and two branch offices in Seattle and New York. The company hosts its entire server infrastructure in Azure.

Contoso has two Azure subscriptions named Sub1 and Sub2. Both subscriptions are associated to an Azure Active Directory (Azure AD) tenant named contoso.com.

Technical requirements

Contoso identifies the following technical requirements:

- _ Deploy Azure Firewall to VNetWork1 in Sub2. Register an application named App2 in contoso.com.
- _ Whenever possible, use the principle of least privilege.
- _ Enable Azure AD Privileged Identity Management (PIM) for contoso.com

Existing Environment Azure AD

Contoso.com contains the users shown in the following table.

Name	City	Role
User1	Montreal	Global administrator
User2	MONTREAL	Security administrator
User3	London	Privileged role administrator
User4	Ontario	Application administrator
User5	Seattle	Cloud application administrator
User6	Seattle	User administrator
User7	Sydney	Reports reader
User8	Sydney	None

Contoso.com contains the security groups shown in the following table.

Name	Membership type	Dynamic membership rule
Group1	Dynamic user	user.city -contains "ON"
Group2	Dynamic user	user.city -match "*on"

Sub1

Sub1 contains six resource groups named RG1, RG2, RG3, RG4, RG5, and RG6. User2 creates the virtual networks shown in the following table.

Name	Resource group
VNET1	RG1
VNET2	RG2
VNET3	RG3
VNET4	RG4

Sub1 contains the locks shown in the following table.

Name	Set on	Lock type
Lock1	RG1	Delete
Lock2	RG2	Read-only
Lock3	RG3	Delete
Lock4	RG3	Read-only

Sub1 contains the Azure policies shown in the following table.

Policy definition	Resource type	Scope
Allowed resource types	networkSecurityGroups	RG4
Not allowed resource types	virtualNetworks/subnets	RG5
Not allowed resource types	networksSecurityGroups	RG5
Not allowed resource types	virtualNetworks/virtualNetworkPeerings	RG6

Sub2

Sub2 contains the network security groups (NSGs) shown in the following table.

Name	Associated to
NSG1	NIC2
NSG2	Subnet1.1
NSG3	Subnet1.3
NSG4	Subnet2.1

NSG1 has the inbound security rules shown in the following table.

Priority	Port	Protocol	Source	Destination	Action
65000	Any	Any	VirtualNetwork	VirtualNetwork	Allow
65001	Any	Any	AzureLoadBalancer	Any	Allow
65500	Any	Any	Any	Any	Deny

NSG2 has the inbound security rules shown in the following table.

Priority	Port	Protocol	Source	Destination	Action
100	80	TCP	Internet	VirtualNetwork	Allow
65000	Any	Any	VirtualNetwork	VirtualNetwork	Allow
65001	Any	Any	AzureLoadBalancer	Any	Allow
65500	Any	Any	Any	Any	Deny

NSG3 has the inbound security rules shown in the following table.

Priority	Port	Protocol	Source	Destination	Action
100	Any	TCP	ASG1	ASG1	Allow
150	Any	Any	ASG2	VirtualNetwork	Allow
200	Any	Any	Any	Any	Deny
65000	Any	Any	VirtualNetwork	VirtualNetwork	Allow
65001	Any	Any	AzureLoadBalancer	Any	Allow
65500	Any	Any	Any	Any	Deny

NSG4 has the inbound security rules shown in the following table.

Priority	Port	Protocol	Source	Destination	Action
100	Any	Any	Any	Any	Allow
65000	Any	Any	VirtualNetwork	VirtualNetwork	Allow
65001	Any	Any	AzureLoadBalancer	Any	Allow
65500	Any	Any	Any	Any	Deny

NSG1, NSG2, NSG3, and NSG4 have the outbound security rules shown in the following table.

Priority	Port	Protocol	Source	Destination	Action
65000	Any	Any	VirtualNetwork	VirtualNetwork	Allow
65001	Any	Any	Any	Internet	Allow
65500	Any	Any	Any	Any	Deny

Contoso identifies the following technical requirements:

- Deploy Azure Firewall to VNetwork1 in Sub2. Register an application named App2 in contoso.com.
- Whenever possible, use the principle of least privilege.
- Enable Azure AD Privileged Identity Management (PIM) for contoso.com.

NEW QUESTION 6

HOTSPOT

What is the membership of Group1 and Group2? To answer, select the appropriate options in the answer area.

NOTE: Each correct selection is worth one point.

Hot Area:

Answer Area

Group1:

No members

Only User2

Only User2 and User4

User1, User2, User3, and User4

Group2:

No members

Only User3

Only User1 and User3

User1, User2, User3, and User4

- A. Mastered
- B. Not Mastered

Answer: A

Explanation:

Box 1: User1, User2, User3, User4

Contains "ON" is true for Montreal (User1), MONTREAL (User2), London (User 3), and Ontario (User4) as string and regex operations are not case sensitive.

Box 2: Only User3

Match "*on" is only true for London (User3).

Scenario:

Contoso.com contains the users shown in the following table.

Name	City	Role
User1	Montreal	Global administrator
User2	MONTREAL	Security administrator
User3	London	Privileged role administrator
User4	Ontario	Application administrator
User5	Seattle	Cloud application administrator
User6	Seattle	User administrator
User7	Sydney	Reports reader
User8	Sydney	None

Contoso.com contains the security groups shown in the following table.

Name	Membership type	Dynamic membership rule
Group1	Dynamic user	<code>user.city -contains "ON"</code>
Group2	Dynamic user	<code>user.city -match "*on"</code>

References:

<https://docs.microsoft.com/en-us/azure/active-directory/users-groups-roles/groups-dynamic-membership>

NEW QUESTION 7

You have Azure Resource Manager templates that you use to deploy Azure virtual machines.

You need to disable unused Windows features automatically as instances of the virtual machines are provisioned. What should you use?

- A. device compliance policies in Microsoft Intune
- B. Azure Automation State Configuration
- C. application security groups
- D. Azure Advisor

Answer: B

Explanation:

You can use Azure Automation State Configuration to manage Azure VMs (both Classic and Resource Manager), on-premises VMs, Linux machines, AWS VMs, and on-premises physical machines.

Note: Azure Automation State Configuration provides a DSC pull server similar to the Windows Feature DSC-Service so that target nodes automatically receive configurations, conform to the desired state, and report back on their compliance. The built-in pull server in Azure Automation eliminates the need to set up and maintain your own pull server. Azure Automation can target virtual or physical Windows or Linux machines, in the cloud or on-premises.

References:

<https://docs.microsoft.com/en-us/azure/automation/automation-dsc-getting-started>

NEW QUESTION 8

HOTSPOT

You assign User8 the Owner role for RG4, RG5, and RG6.

In which resource groups can User8 create virtual networks and NSGs? To answer, select the appropriate options in the answer area.

NOTE: Each correct selection is worth one point.

Hot Area:

Answer Area

User8 can create virtual networks in:

	▼
RG4 only	
RG6 only	
RG4 and RG6 only	
RG4, RG5, and RG6	

User8 can create NSGs in:

	▼
RG4 only	
RG4 and RG5 only	
RG4 and RG6 only	
RG4, RG5, and RG6	

- A. Mastered
- B. Not Mastered

Answer: A

Explanation:

Box 1: RG4 only

Virtual Networks are not allowed for Rg5 and Rg6.

Box 2: Rg4,Rg5, and Rg6 Scenario:

Contoso has two Azure subscriptions named Sub1 and Sub2.

Sub1 contains six resource groups named RG1, RG2, RG3, RG4, RG5, and RG6. You assign User8 the Owner role for RG4, RG5, and RG6

User8 city Sidney, Role:None

Note: A network security group (NSG) contains a list of security rules that allow or deny network traffic to resources connected to Azure Virtual Networks (VNet).

NSGs can be associated to subnets, individual VMs (classic), or individual network interfaces (NIC) attached to VMs (Resource Manager).

References:

<https://docs.microsoft.com/en-us/azure/governance/policy/overview>

NEW QUESTION 9

HOTSPOT

Which virtual networks in Sub1 can User2 modify and delete in their current state? To answer, select the appropriate options in the answer area.

NOTE: Each correct selection is worth one point.

Hot Area:

Answer Area

Virtual networks that User2 can modify:

	▼
VNET4 only	
VNET4 and VNET1 only	
VNET4, VNET3, and VNET1 only	
VNET4, VNET3, VNET2, and VNET1	

Virtual networks that User2 can delete:

	▼
VNET4 only	
VNET4 and VNET1 only	
VNET4, VNET3, and VNET1 only	
VNET4, VNET3, VNET2, and VNET1	

- A. Mastered
- B. Not Mastered

Answer: A

Explanation:

Box 1: VNET4 and VNET1 only

RG1 has only Delete lock, while there are no locks on RG4. RG2 and RG3 both have Read-only locks.

Box 2: VNET4 only

There are no locks on RG4, while the other resource groups have either Delete or Read-only locks.

Note: As an administrator, you may need to lock a subscription, resource group, or resource to prevent other users in your organization from accidentally deleting or modifying critical resources. You can set the lock level to CanNotDelete or ReadOnly. In the portal, the locks are called Delete and Read-only respectively.

- CanNotDelete means authorized users can still read and modify a resource, but they can't delete the resource.

- ReadOnly means authorized users can read a resource, but they can't delete or update the resource. Applying this lock is similar to restricting all authorized users to the permissions granted by the Reader role.

Scenario:

User2 is a Security administrator.

Sub1 contains six resource groups named RG1, RG2, RG3, RG4, RG5, and RG6.

User2 creates the virtual networks shown in the following table.

Name	Resource group
VNET1	RG1
VNET2	RG2
VNET3	RG3
VNET4	RG4

Sub1 contains the locks shown in the following table.

Name	Set on	Lock type
Lock1	RG1	Delete
Lock2	RG2	Read-only
Lock3	RG3	Delete
Lock4	RG3	Read-only

References:

<https://docs.microsoft.com/en-us/azure/azure-resource-manager/resource-group-lock-resources>

Testlet 2

This is a case study. Case studies are not timed separately. You can use as much exam time as you would like to complete each case. However, there may be additional case studies and sections on this exam. You must manage your time to ensure that you are able to complete all questions included on this exam in the time provided.

To answer the questions included in a case study, you will need to reference information that is provided in the case study. Case studies might contain exhibits and other resources that provide more information about the scenario that is described in the case study. Each question is independent of the other question on this case study.

At the end of this case study, a review screen will appear. This screen allows you to review your answers and to make changes before you move to the next sections of the exam. After you begin a new section, you cannot return to this section.

To start the case study

To display the first question on this case study, click the Next button. Use the buttons in the left pane to explore the content of the case study before you answer the questions. Clicking these buttons displays information such as business requirements, existing environment, and problem statements. If the case study has an All Information tab, note that the information displayed is identical to the information displayed on the subsequent tabs. When you are ready to answer a question, click the Question button to return to the question.

Overview

Litware, Inc. is a digital media company that has 500 employees in the Chicago area and 20 employees in the San Francisco area.

Existing Environment

Litware has an Azure subscription named Sub1 that has a subscription ID of 43894a43-17c2-4a39-8cfc-3540c2653ef4.

Sub1 is associated to an Azure Active Directory (Azure AD) tenant named litwareinc.com. The tenant contains the user objects and the device objects of all the Litware employees and their devices. Each user is assigned an Azure AD Premium P2 license. Azure AD Privileged Identity Management (PIM) is activated.

The tenant contains the groups shown in the following table.

Name	Type	Description
Group1	Security group	A group that has the Dynamic User membership type, contains all the San Francisco users, and provides access to many Azure AD applications and Azure resources.
Group2	Security group	A group that has the Dynamic User membership type and contains the Chicago IT team

The Azure subscription contains the objects shown in the following table.

Name	Type	Description
VNet1	Virtual network	VNet1 is a virtual network that contains security-sensitive IT resources. VNet1 contains three subnets named Subnet0, Subnet1, and AzureFirewallSubnet.
VM0	Virtual machine	VM0 is an Azure virtual machine that runs Windows Server 2016, connects to Subnet0, and has just in time (JIT) VM access configured.
VM1	Virtual machine	VM1 is an Azure virtual machine that runs Windows Server 2016 and connects to Subnet0.
SQLDB1	Azure SQL Database	SQLDB1 is an Azure SQL database on a SQL Database server named LitwareSQLServer1.
WebApp1	Web app	WebApp1 is an Azure web app that is accessible by using https://litwareinc.com and http://www.litwareinc.com .
Resource Group1	Resource group	Resource Group1 is a resource group that contains VNet1, VM0, and VM1.
Resource Group2	Resource group	Resource Group2 is a resource group that contains shared IT resources.

Azure Security Center is set to the Free tier.

Planned changes

Litware plans to deploy the Azure resources shown in the following table.

Name	Type	Description
Firewall1	Azure Firewall	An Azure firewall on VNet1.
RT1	Route table	A route table that will contain a route pointing to Firewall1 as the default gateway and will be assigned to Subnet0.
AKS1	Azure Kubernetes Service (AKS)	A managed AKS cluster

Litware identifies the following identity and access requirements:

- _ All San Francisco users and their devices must be members of Group1.
- _ The members of Group2 must be assigned the Contributor role to Resource Group2 by using a permanent eligible assignment.
- _ Users must be prevented from registering applications in Azure AD and from consenting to applications that access company information on the users' behalf.

Platform Protection Requirements

Litware identifies the following platform protection requirements:

- _ Microsoft Antimalware must be installed on the virtual machines in Resource Group1.
- _ The members of Group2 must be assigned the Azure Kubernetes Service Cluster Admin Role. Azure AD users must be to authenticate to AKS1 by using their Azure AD credentials.
- _ Following the implementation of the planned changes, the IT team must be able to connect to VM0 by using JIT VM access.
- _ A new custom RBAC role named Role1 must be used to delegate the administration of the managed disks in Resource Group1. Role1 must be available only for Resource Group1.

Security Operations Requirements

Litware must be able to customize the operating system security configurations in Azure Security Center.

NEW QUESTION 10

You need to ensure that you can meet the security operations requirements.

What should you do first?

- Turn on Auto Provisioning in Security Center.
- Integrate Security Center and Microsoft Cloud App Security.
- Upgrade the pricing tier of Security Center to Standard.
- Modify the Security Center workspace configuration.

Answer: C

Explanation:

The Standard tier extends the capabilities of the Free tier to workloads running in private and other public clouds, providing unified security management and threat protection across your hybrid cloud workloads. The Standard tier also adds advanced threat detection capabilities, which uses built-in behavioral analytics and machine learning to identify attacks and zero-day exploits, access and application controls to reduce exposure to network attacks and malware, and more.

Scenario: Security Operations Requirements

Litware must be able to customize the operating system security configurations in Azure Security Center. References:

<https://docs.microsoft.com/en-us/azure/security-center/security-center-pricing>

Question Set 3

NEW QUESTION 10

You have an Azure subscription named Sub1 that is associated to an Azure Active Directory (Azure AD) tenant named contoso.com. You are assigned the Global administrator role for the tenant. You are responsible for managing Azure Security Center settings. You need to create a custom sensitivity label. What should you do first?

- A. Create a custom sensitive information type.
- B. Elevate access for global administrators in Azure AD.
- C. Upgrade the pricing tier of the Security Center to Standard.
- D. Enable integration with Microsoft Cloud App Security.

Answer: A

Explanation:

First, you need to create a new sensitive information type because you can't directly modify the default rules.

References:

<https://docs.microsoft.com/en-us/office365/securitycompliance/customize-a-built-in-sensitive-information-type>

NEW QUESTION 13

HOTSPOT

You suspect that users are attempting to sign in to resources to which they have no access.

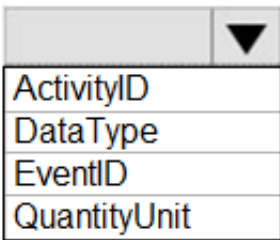
You need to create an Azure Log Analytics query to identify failed user sign-in attempts from the last three days. The results must only show users who had more than five failed sign-in attempts.

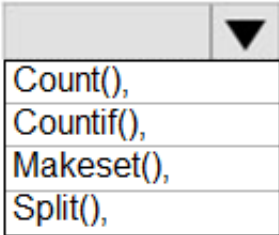
How should you configure the query? To answer, select the appropriate options in the answer area.

NOTE: Each correct selection is worth one point.

Hot Area:

Answer Area

```
let timeframe = 3d;
SecurityEvent
| where TimeGenerated > ago(3d)
| where AccountType == 'User' and  ==4625

| Summarize failed_login_attempts=

latest_failed_login=arg_max(TimeGenerated by Account
| where failed_login_attempts > 5
```

- A. Mastered
- B. Not Mastered

Answer: A

Explanation:

The following example identifies user accounts that failed to log in more than five times in the last day, and when they last attempted to log in. let timeframe = 1d;

SecurityEvent

| where TimeGenerated > ago(1d)

| where AccountType == 'User' and EventID == 4625 // 4625 - failed log in

| summarize failed_login_attempts=count(), latest_failed_login=arg_max(TimeGenerated, Account) by Account

| where failed_login_attempts > 5

| project-away Account1

References:

<https://docs.microsoft.com/en-us/azure/azure-monitor/log-query/examples>

NEW QUESTION 17

.....

Relate Links

100% Pass Your az-500 Exam with ExamBible Prep Materials

<https://www.exambible.com/az-500-exam/>

Contact us

We are proud of our high-quality customer service, which serves you around the clock 24/7.

Viste - <https://www.exambible.com/>