



Cisco

Exam Questions 300-715

Implementing and Configuring Cisco Identity Services Engine (SISE)

NEW QUESTION 1
Select and Place

Administration	provides advanced troubleshooting tools that can be used to effectively manage the network and resources
Policy Service	shares context sensitive information from Cisco ISE to subscenes
Monitoring	manages all system-related configuration and configurations that relate to functionality such as authentication, automation, and auditing
pxGrid	provides network access, posture, guest access, client provisioning and profiling services, and evaluates the policies to make all decisions

- A. Mastered
- B. Not Mastered

Answer: A

Explanation:

Administration	Monitoring
Policy Service	pxGrid
Monitoring	Administration
pxGrid	Policy Service

NEW QUESTION 2

A Cisco ISE administrator must restrict specific endpoints from accessing the network while in closed mode. The requirement is to have Cisco ISE centrally store the endpoints to restrict access from. What must be done to accomplish this task"

- A. Add each MAC address manually to a blocklist identity group and create a policy denying access
- B. Create a logical profile for each device's profile policy and block that via authorization policies.
- C. Create a profiling policy for each endpoint with the cdpCacheDeviceId attribute.
- D. Add each IP address to a policy denying access.

Answer: B

NEW QUESTION 3

What does a fully distributed Cisco ISE deployment include?

- A. PAN and PSN on the same node while MnTs are on their own dedicated nodes.
- B. PAN and MnT on the same node while PSNs are on their own dedicated nodes.
- C. All Cisco ISE personas on their own dedicated nodes.
- D. All Cisco ISE personas are sharing the same node.

Answer: A

Explanation:

https://www.cisco.com/c/en/us/td/docs/security/ise/2-4/admin_guide/b_ISE_admin_guide_24/m_setup_cisco_is

NEW QUESTION 4

An organization wants to standardize the 802.1X configuration on their switches and remove static ACLs on the switch ports while allowing Cisco ISE to communicate to the switch what access to provide. What must be configured to accomplish this task?

- A. security group tag within the authorization policy

- B. extended access-list on the switch for the client
- C. port security on the switch based on the client's information
- D. dynamic access list within the authorization profile

Answer: A

Explanation:

https://www.cisco.com/c/en/us/td/docs/security/ise/1-2/user_guide/ise_user_guide/ise_sga_pol.html#

NEW QUESTION 5

An administrator is configuring the Native Supplicant Profile to be used with the Cisco ISE posture agents and needs to test the connection using wired devices to determine which profile settings are available. Which two configuration settings should be used to accomplish this task? (Choose two.)

- A. authentication mode
- B. proxy host/IP
- C. certificate template
- D. security
- E. allowed protocol

Answer: CE

NEW QUESTION 6

Which configuration is required in the Cisco ISE authentication policy to allow Central Web Authentication?

- A. MAB and if user not found, continue
- B. MAB and if authentication failed, continue
- C. Dot1x and if user not found, continue
- D. Dot1x and if authentication failed, continue

Answer: A

NEW QUESTION 7

An administrator is configuring RADIUS on a Cisco switch with a key set to Cisc403012128 but is receiving the error "Authentication failed: 22040 Wrong password or invalid shared secret. "what must be done to address this issue?

- A. Add the network device as a NAD inside Cisco ISE using the existing key.
- B. Configure the key on the Cisco ISE instead of the Cisco switch.
- C. Use a key that is between eight and ten characters.
- D. Validate that the key is correct on both the Cisco switch as well as Cisco ISE.

Answer: D

NEW QUESTION 8

Which term refers to an endpoint agent that tries to join an 802 1X-enabled network?

- A. EAP server
- B. supplicant
- C. client
- D. authenticator

Answer: B

Explanation:

[https://www.oreilly.com/library/view/cisco-ise-for/9780133103632/ch16.html#:~:text=What%20is%20a%&text=The%20802.1X%20transactions%20are,Identity%20Services%20Engine%20\(ISE\).](https://www.oreilly.com/library/view/cisco-ise-for/9780133103632/ch16.html#:~:text=What%20is%20a%&text=The%20802.1X%20transactions%20are,Identity%20Services%20Engine%20(ISE).)

NEW QUESTION 9

An engineer is testing Cisco ISE policies in a lab environment with no support for a deployment server. In order to push supplicant profiles to the workstations for testing, firewall ports will need to be opened. From which Cisco ISE persona should this traffic be originating?

- A. monitoring
- B. policy service
- C. administration
- D. authentication

Answer: B

NEW QUESTION 10

During a 802 1X deployment, an engineer must identify failed authentications without causing problems for the connected endpoint. Which command will successfully achieve this"

- A. dot1x system-auth-control
- B. dot1x pae authenticator
- C. authentication open
- D. authentication port-control auto

Answer: C

NEW QUESTION 10

Which supplicant(s) and server(s) are capable of supporting EAP-CHAINING?

- A. Cisco AnyConnect NAM and Cisco Identity Service Engine
- B. Cisco AnyConnect NAM and Cisco Access Control Server
- C. Cisco Secure Services Client and Cisco Access Control Server
- D. Windows Native Supplicant and Cisco Identity Service Engine

Answer: A

NEW QUESTION 15

What must be configured on the WLC to configure Central Web Authentication using Cisco ISE and a WLC?

- A. Set the NAC State option to SNMP NAC.
- B. Set the NAC State option to RADIUS NAC.
- C. Use the radius-server vsa send authentication command.
- D. Use the ip access-group webauth in command.

Answer: B

NEW QUESTION 20

What is a requirement for Feed Service to work?

- A. TCP port 3080 must be opened between Cisco ISE and the feed server
- B. Cisco ISE has a base license.
- C. Cisco ISE has access to an internal server to download feed update
- D. Cisco ISE has Internet access to download feed update

Answer: C

NEW QUESTION 22

A network administrator changed a Cisco ISE deployment from pilot to production and noticed that the JVM memory utilization increased significantly. The administrator suspects this is due to replication between the nodes What must be configured to minimize performance degradation?

- A. Review the profiling policies for any misconfiguration
- B. Enable the endpoint attribute filter
- C. Change the reauthenticate interval.
- D. Ensure that Cisco ISE is updated with the latest profiler feed update

Answer: B

Explanation:

https://www.cisco.com/c/en/us/td/docs/security/ise/2-3/admin_guide/b_ise_admin_guide_23/b_ise_admin_guide

NEW QUESTION 26

An administrator enables the profiling service for Cisco ISE to use for authorization policies while in closed mode. When the endpoints connect, they receive limited access so that the profiling probes can gather information and Cisco ISE can assign the correct profiles. They are using the default values within Cisco ISE. but the devices do not change their access due to the new profile. What is the problem'?

- A. In closed mode, profiling does not work unless CDP is enabled.
- B. The profiling probes are not able to collect enough information to change the device profile
- C. The profiler feed is not downloading new information so the profiler is inactive
- D. The default profiler configuration is set to No CoA for the reauthentication setting

Answer: D

NEW QUESTION 31

A security administrator is using Cisco ISE to create a BYOD onboarding solution for all employees who use personal devices on the corporate network. The administrator generates a Certificate Signing Request and signs the request using an external Certificate Authority server. Which certificate usage option must be selected when importing the certificate into ISE?

- A. RADIUS
- B. DLTS
- C. Portal
- D. Admin

Answer: C

NEW QUESTION 33

Which two components are required for creating a Native Supplicant Profile within a BYOD flow? (Choose two)

- A. Windows Settings
- B. Connection Type

- C. iOS Settings
- D. Redirect ACL
- E. Operating System

Answer: BE

Explanation:

https://www.cisco.com/c/en/us/td/docs/security/ise/2-1/admin_guide/b_ise_admin_guide_21/b_ise_admin_

NEW QUESTION 34

When configuring an authorization policy, an administrator cannot see specific Active Directory groups present in their domain to be used as a policy condition. However, other groups that are in the same domain are seen What is causing this issue?

- A. Cisco ISE only sees the built-in groups, not user created ones
- B. The groups are present but need to be manually typed as conditions
- C. Cisco ISE's connection to the AD join point is failing
- D. The groups are not added to Cisco ISE under the AD join point

Answer: D

Explanation:

https://www.youtube.com/watch?v=0kuEZEo564s&ab_channel=CiscoISE-IdentityServicesEngine

NEW QUESTION 38

An organization wants to split their Cisco ISE deployment to separate the device administration functionalities from the mam deployment. For this to work, the administrator must deregister any nodes that will become a part of the new deployment, but the button for this option is grayed out Which configuration is causing this behavior?

- A. One of the nodes is an active PSN.
- B. One of the nodes is the Primary PAN
- C. All of the nodes participate in the PAN auto failover.
- D. All of the nodes are actively being synched.

Answer: B

Explanation:

https://www.cisco.com/c/en/us/td/docs/security/ise/2-7/admin_guide/b_ise_27_admin_guide/b_ISE_admin_27_

NEW QUESTION 39

When creating a policy within Cisco ISE for network access control, the administrator wants to allow different access restrictions based upon the wireless SSID to which the device is connecting. Which policy condition must be used in order to accomplish this?

- A. Network Access NetworkDeviceName CONTAINS <SSID Name>
- B. DEVICE Device Type CONTAINS <SSID Name>
- C. Radius Called-Station-ID CONTAINS <SSID Name>
- D. Airespace Airespace-Wlan-Id CONTAINS <SSID Name>

Answer: C

Explanation:

<https://www.cisco.com/c/en/us/support/docs/security/identity-services-engine/115734-ise-policies-ssid-00.h>

NEW QUESTION 41

An administrator is configuring sponsored guest access using Cisco ISE Access must be restricted to the sponsor portal to ensure that only necessary employees can issue sponsored accounts and employees must be classified to do so What must be done to accomplish this task?

- A. Configure an identity-based access list in Cisco ISE to restrict the users allowed to login
- B. Edit the sponsor portal to only accept members from the selected groups
- C. Modify the sponsor groups assigned to reflect the desired user groups
- D. Create an authorization rule using the Guest Flow condition to authorize the administrators

Answer: C

NEW QUESTION 45

An administrator is configuring a Cisco ISE posture agent in the client provisioning policy and needs to ensure that the posture policies that interact with clients are monitored, and end users are required to comply with network usage rules Which two resources must be added in Cisco ISE to accomplish this goal? (Choose two)

- A. AnyConnect
- B. Supplicant
- C. Cisco ISE NAC
- D. PEAP
- E. Posture Agent

Answer: AE

Explanation:

https://www.cisco.com/c/en/us/td/docs/security/vpn_client/anyconnect/anyconnect40/administration/guide/b_An
https://www.cisco.com/c/en/us/td/docs/security/ise/2-4/admin_guide/b_ISE_admin_guide_24/m_configure_clie

NEW QUESTION 47

Which Cisco ISE solution ensures endpoints have the latest version of antivirus updates installed before being allowed access to the corporate network?

- A. Threat Services
- B. Profiling Services
- C. Provisioning Services
- D. Posture Services

Answer: D

NEW QUESTION 52

An engineer is configuring the remote access VPN to use Cisco ISE for AAA and needs to conduct posture checks on the connecting endpoints. After the endpoint connects, it receives its initial authorization result and continues onto the compliance scan. What must be done for this AAA configuration to allow compliant access to the network?

- A. Configure the posture authorization so it defaults to unknown status
- B. Fix the CoA port number
- C. Ensure that authorization only mode is not enabled
- D. Enable dynamic authorization within the AAA server group

Answer: D

NEW QUESTION 55

When setting up profiling in an environment using Cisco ISE for network access control, an organization must use non-proprietary protocols for collecting the information at layer 2. Which two probes will provide this information without forwarding SPAN packets to Cisco ISE? (Choose two.)

- A. DHCP SPAN probe
- B. SNMP query probe
- C. NetFlow probe
- D. RADIUS probe
- E. DNS probe

Answer: BD

Explanation:

<https://ciscocustomer.lookbookhq.com/iseguidedjourney/ISE-profiling-design>

NEW QUESTION 56

An engineer is enabling a newly configured wireless SSID for tablets and needs visibility into which other types of devices are connecting to it. What must be done on the Cisco WLC to provide this information to Cisco ISE?

- A. enable IP Device Tracking
- B. enable MAC filtering
- C. enable Fast Transition
- D. enable mDNS snooping

Answer: B

NEW QUESTION 58

An engineer needs to configure a Cisco ISE server to issue a CoA for endpoints already authenticated to access the network. The CoA option must be enforced on a session, even if there are multiple active sessions on a port. What must be configured to accomplish this task?

- A. the Reauth CoA option in the Cisco ISE system profiling settings enabled
- B. an endpoint profiling policy with the No CoA option enabled
- C. an endpoint profiling policy with the Port Bounce CoA option enabled
- D. the Port Bounce CoA option in the Cisco ISE system profiling settings enabled

Answer: A

NEW QUESTION 61

An engineer is configuring Cisco ISE policies to support MAB for devices that do not have 802.1X capabilities. The engineer is configuring new endpoint identity groups as conditions to be used in the AuthZ policies, but noticed that the endpoints are not hitting the correct policies. What must be done in order to get the devices into the right policies?

- A. Manually add the MAC addresses of the devices to endpoint ID groups in the context visibility database.
- B. Create an AuthZ policy to identify Unknown devices and provide partial network access prior to profiling.
- C. Add an identity policy to dynamically add the IP address of the devices to their endpoint identity groups.
- D. Identify the non 802.1X supported device types and create custom profiles for them to profile into.

Answer: D

NEW QUESTION 66

There are several devices on a network that are considered critical and need to be placed into the ISE database and a policy used for them. The organization does not want to use profiling. What must be done to accomplish this goal?

- A. Enter the MAC address in the correct Endpoint Identity Group.
- B. Enter the MAC address in the correct Logical Profile.
- C. Enter the IP address in the correct Logical Profile.
- D. Enter the IP address in the correct Endpoint Identity Group.

Answer: A

NEW QUESTION 67

Which two responses from the RADIUS server to NAS are valid during the authentication process? (Choose two)

- A. access-response
- B. access-request
- C. access-reserved
- D. access-accept
- E. access-challenge

Answer: BD

NEW QUESTION 70

A company manager is hosting a conference. Conference participants must connect to an open guest SSID and only use a preassigned code that they enter into the guest portal prior to gaining access to the network. How should the manager configure Cisco ISE to accomplish this goal?

- A. Create entries in the guest identity group for all participants.
- B. Create an access code to be entered in the AUP page.
- C. Create logins for each participant to give them sponsored access.
- D. Create a registration code to be entered on the portal splash page.

Answer: B

NEW QUESTION 74

Which two features must be used on Cisco ISE to enable the TACACS. feature? (Choose two)

- A. Device Administration License
- B. Server Sequence
- C. Command Sets
- D. Enable Device Admin Service
- E. External TACACS Servers

Answer: AD

NEW QUESTION 79

An administrator needs to allow guest devices to connect to a private network without requiring usernames and passwords. Which two features must be configured to allow for this? (Choose two.)

- A. hotspot guest portal
- B. device registration WebAuth
- C. central WebAuth
- D. local WebAuth
- E. self-registered guest portal

Answer: AB

NEW QUESTION 83

An administrator is configuring a Cisco WLC for web authentication Which two client profiling methods are enabled by default if the Apply Cisco ISE Default Settings check box has been selected'? (Choose two.)

- A. CDP
- B. DHCP
- C. HTTP
- D. SNMP
- E. LLDP

Answer: AE

NEW QUESTION 87

An engineer builds a five-node distributed Cisco ISE deployment The first two deployed nodes are responsible for the primary and secondary administration and monitoring personas Which persona configuration is necessary to have the remaining three Cisco ISE nodes serve as dedicated nodes in the Cisco ISE cube that is responsible only for handling the RADIUS and TACACS+ authentication requests, identity lookups, and policy evaluation?

A)

Role: SECONDARY

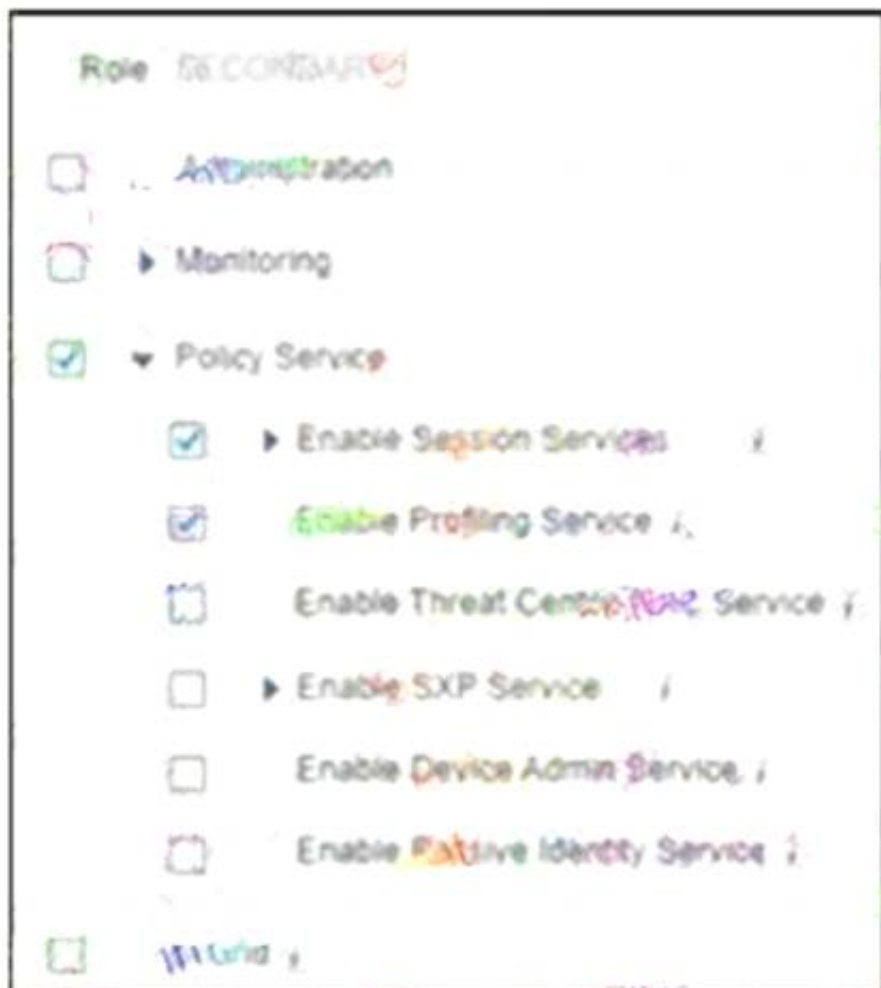
- ☒ Administration
- ☒ Monitoring
- ☒ Policy Service
 - ☒ Enable Session Services
 - ☒ Enable Profiling Service
 - ☐ Enable Threat Center NAC Service
 - ☐ Enable SXP Service
 - ☒ Enable Device Admin Service
 - ☐ Enable Passive Identity Service

B)

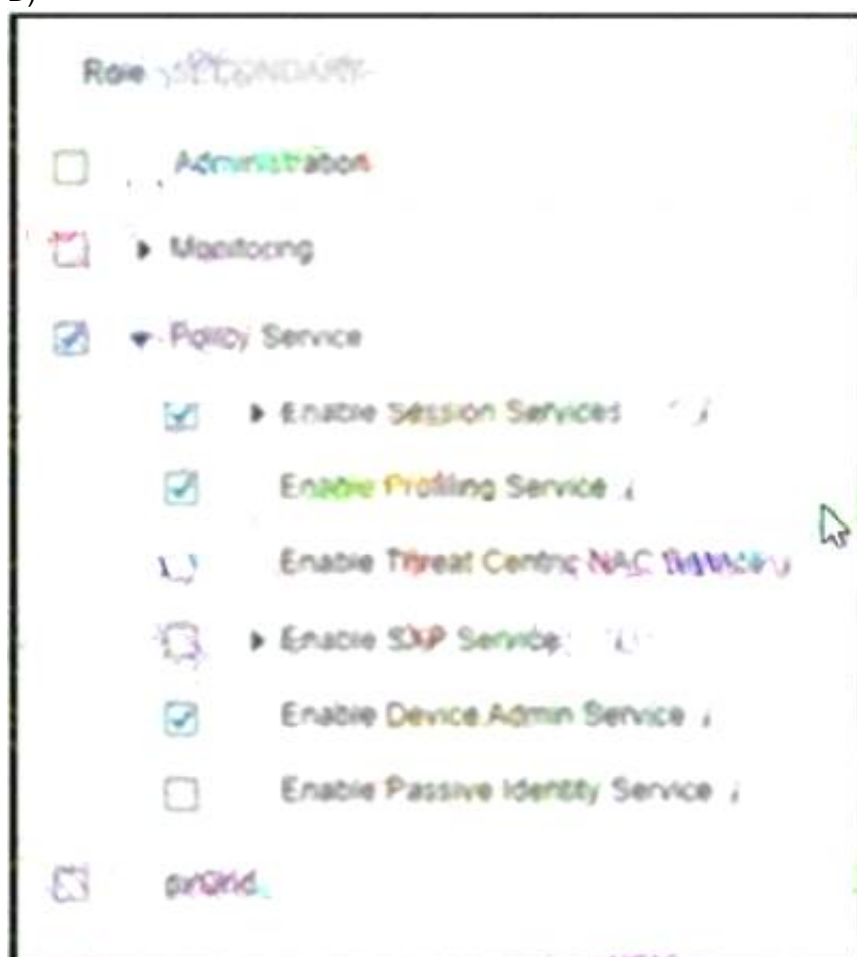
Role: SECONDARY

- ☐ Administration
- ☒ Monitoring
- ☒ Policy Service
 - ☒ Enable Session Services
 - ☒ Enable Profiling Service
 - ☐ Enable Threat Center NAC Service
 - ☐ Enable SXP Service
 - ☒ Enable Device Admin Service
 - ☐ Enable Passive Identity Service
- ☐ Advanced

C)



D)



- A. Option A
- B. Option B
- C. Option C
- D. Option D

Answer: D

NEW QUESTION 90

Which two actions must be verified to confirm that the internet is accessible via guest access when configuring a guest portal? (Choose two.)

- A. The guest device successfully associates with the correct SSID.
- B. The guest user gets redirected to the authentication page when opening a browser.
- C. The guest device has internal network access on the WLAN.
- D. The guest device can connect to network file shares.
- E. Cisco ISE sends a CoA upon successful guest authentication.

Answer: BE

NEW QUESTION 93

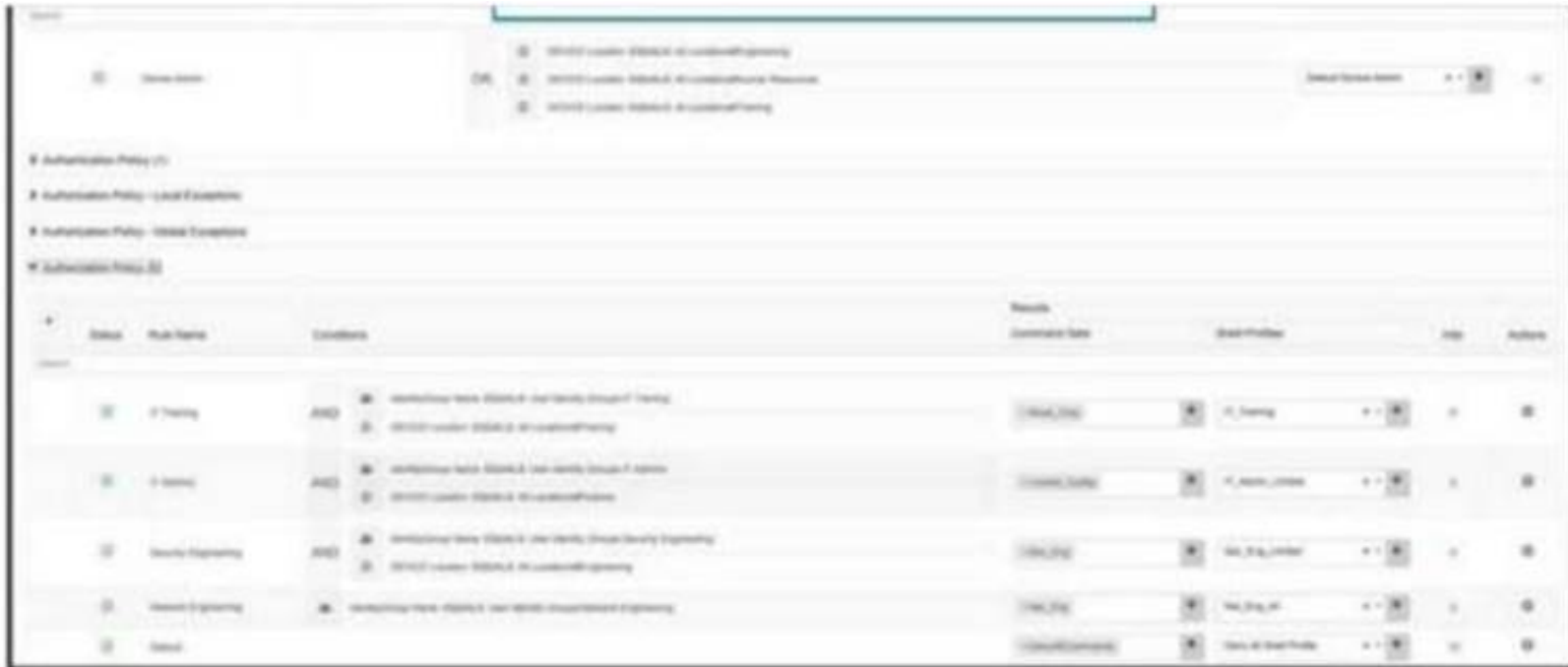
What sends the redirect ACL that is configured in the authorization profile back to the Cisco WLC?

- A. Cisco-av-pair
- B. Class attribute
- C. Event
- D. State attribute

Answer: A

NEW QUESTION 95

Refer to the exhibit.



Policy Name	Conditions	Results	Actions
IT Training	AND	IT_Training	IT_Training
IT Admins	AND	IT_Admin_Group	IT_Admin_Group
Finance Department	AND	Finance_Department	Finance_Department
Network Engineering	AND	Network_Engineering	Network_Engineering
Default	AND	Default	Default

An organization recently implemented network device administration using Cisco ISE. Upon testing the ability to access all of the required devices, a user in the Cisco ISE group IT Admins is attempting to login to a device in their organization's finance department but is unable to. What is the problem?

- A. The IT training rule is taking precedence over the IT Admins rule.
- B. The authorization conditions wrongly allow IT Admins group no access to finance devices.
- C. The finance location is not a condition in the policy set.
- D. The authorization policy doesn't correctly grant them access to the finance devices.

Answer: D

NEW QUESTION 98

There is a need within an organization for a new policy to be created in Cisco ISE. It must validate that a specific anti-virus application is not only installed, but running on a machine before it is allowed access to the network. Which posture condition should the administrator configure in order for this policy to work?

- A. file
- B. registry
- C. application
- D. service

Answer: C

NEW QUESTION 100

An administrator is attempting to join a new node to the primary Cisco ISE node, but receives the error message "Node is Unreachable". What is causing this error?

- A. The second node is a PAN node.
- B. No administrative certificate is available for the second node.
- C. The second node is in standalone mode.
- D. No admin privileges are available on the second node.

Answer: B

Explanation:

<https://www.ciscopress.com/articles/article.asp?p=2812072>

NEW QUESTION 101

An administrator is configuring posture assessment in Cisco ISE for the first time. Which two components must be uploaded to Cisco ISE to use Anyconnect for the agent configuration in a client provisioning policy? (Choose two.)

- A. Anyconnect network visibility module
- B. Anyconnect compliance module
- C. AnyConnectProfile.xml file
- D. AnyConnectProfile.xsd file
- E. Anyconnect agent image

Answer: BD

NEW QUESTION 103

The IT manager wants to provide different levels of access to network devices when users authenticate using TACACS+. The company needs specific commands

to be allowed based on the Active Directory group membership of the different roles within the IT department. The solution must minimize the number of objects created in Cisco ISE. What must be created to accomplish this task?

- A. one shell profile and one command set
- B. multiple shell profiles and one command set
- C. one shell profile and multiple command sets
- D. multiple shell profiles and multiple command sets

Answer: C

NEW QUESTION 104

In a standalone Cisco ISE deployment, which two personas are configured on a node? (Choose two)

- A. publisher
- B. administration
- C. primary
- D. policy service
- E. subscriber

Answer: BD

Explanation:

https://www.cisco.com/c/en/us/td/docs/security/ise/2-0/admin_guide/b_ise_admin_guide_20/b_ise_admin_guide

NEW QUESTION 108

A network engineer is configuring guest access and notices that when a guest user registers a second device for access, the first device loses access What must be done to ensure that both devices for a particular user are able to access the guest network simultaneously?

- A. Configure the sponsor group to increase the number of logins.
- B. Use a custom portal to increase the number of logins
- C. Modify the guest type to increase the number of maximum devices
- D. Create an Adaptive Network Control policy to increase the number of devices

Answer: C

Explanation:

https://content.cisco.com/chapter.sjs?uri=/searchable/chapter/content/en/us/td/docs/security/ise/2-7/admin_guide

NEW QUESTION 113

An employee logs on to the My Devices portal and marks a currently on-boarded device as 'Lost'. Which two actions occur within Cisco ISE as a result of this action? (Choose two)

- A. Certificates provisioned to the device are not revoked
- B. BYOD Registration status is updated to No
- C. The device access has been denied
- D. BYOD Registration status is updated to Unknown.
- E. The device status is updated to Stolen

Answer: AB

Explanation:

https://www.cisco.com/c/en/us/td/docs/security/ise/2-2/admin_guide/b_ise_admin_guide_22/b_ise_admin_guide

NEW QUESTION 118

Which are two characteristics of TACACS+? (Choose two)

- A. It uses TCP port 49.
- B. It combines authorization and authentication functions.
- C. It separates authorization and authentication functions.
- D. It encrypts the password only.
- E. It uses UDP port 49.

Answer: AC

NEW QUESTION 123

A network administrator is configuring authorization policies on Cisco ISE There is a requirement to use AD group assignments to control access to network resources After a recent power failure and Cisco ISE rebooting itself, the AD group assignments no longer work What is the cause of this issue?

- A. The AD join point is no longer connected.
- B. The AD DNS response is slow.
- C. The certificate checks are not being conducted.
- D. The network devices ports are shut down.

Answer: A

Explanation:

https://www.cisco.com/c/en/us/td/docs/security/ise/2-3/ise_active_directory_integration/b_ISE_AD_integration_

NEW QUESTION 126

Which advanced option within a WLAN must be enabled to trigger Central Web Authentication for Wireless users on AireOS controller?

- A. DHCP server
- B. static IP tunneling
- C. override Interface ACL
- D. AAA override

Answer: D

NEW QUESTION 130

An engineer is using the low-impact mode for a phased deployment of Cisco ISE and is trying to connect to the network prior to authentication. Which access will be denied in this?

- A. HTTP
- B. DNS
- C. EAP
- D. DHCP

Answer: A

NEW QUESTION 131

A network administrator must configure Cisco SE Personas in the company to share session information via syslog. Which Cisco ISE personas must be added to syslog receivers to accomplish this goal?

- A. pxGrid
- B. admin
- C. policy services
- D. monitor

Answer: D

NEW QUESTION 132

What is a difference between TACACS+ and RADIUS in regards to encryption?

- A. TACACS+ encrypts only the password, whereas RADIUS encrypts the username and password.
- B. TACACS+ encrypts the username and password, whereas RADIUS encrypts only the password.
- C. TACACS+ encrypts the password, whereas RADIUS sends the entire packet in clear text.
- D. TACACS+ encrypts the entire packet, whereas RADIUS encrypts only the password.

Answer: D

NEW QUESTION 135

An administrator is migrating device administration access to Cisco ISE from the legacy TACACS+ solution that used only privilege 1 and 15 access levels. The organization requires more granular controls of the privileges and wants to customize access levels 2-5 to correspond with different roles and access needs. Besides defining a new shell profile in Cisco ISE. what must be done to accomplish this configuration?

- A. Enable the privilege levels in Cisco ISE
- B. Enable the privilege levels in the IOS devices.
- C. Define the command privileges for levels 2-5 in the IOS devices
- D. Define the command privileges for levels 2-5 in Cisco ISE

Answer: B

Explanation:

<https://learningnetwork.cisco.com/s/blogs/a0D3i000002eeWTEAY/cisco-ios-privilege-levels>

NEW QUESTION 136

What is a method for transporting security group tags throughout the network?

- A. by enabling 802.1AE on every network device
- B. by the Security Group Tag Exchange Protocol
- C. by embedding the security group tag in the IP header
- D. by embedding the security group tag in the 802.1Q header

Answer: B

NEW QUESTION 139

What is a function of client provisioning?

- A. Client provisioning ensures that endpoints receive the appropriate posture agents.
- B. Client provisioning checks a dictionary attribute with a value.
- C. Client provisioning ensures an application process is running on the endpoint.
- D. Client provisioning checks the existence, date, and versions of the file on a client.

Answer: A

Explanation:

https://www.cisco.com/c/en/us/td/docs/security/ise/1-2/user_guide/ise_client_prov.html#:~:text=After%20

NEW QUESTION 141

Which two Cisco ISE deployment models require two nodes configured with dedicated PAN and MnT personas? (Choose two.)

- A. three PSN nodes
- B. seven PSN nodes with one PxGrid node
- C. five PSN nodes with one PxGrid node
- D. two PSN nodes with one PxGrid node
- E. six PSN nodes

Answer: CD

NEW QUESTION 144

Which compliance status is set when a matching posture policy has been defined for that endpoint, but all the mandatory requirements during posture assessment are not met?

- A. unauthorized
- B. untrusted
- C. non-compliant
- D. unknown

Answer: C

NEW QUESTION 148

Which statement about configuring certificates for BYOD is true?

- A. An Android endpoint uses EST, whereas other operating systems use SCEP for enrollment
- B. The SAN field is populated with the end user name.
- C. An endpoint certificate is mandatory for the Cisco ISE BYOD
- D. The CN field is populated with the endpoint host name

Answer: C

NEW QUESTION 149

An administrator is adding a switch to a network that is running Cisco ISE and is only for IP Phones. The phones do not have the ability to authenticate via 802.1X. Which command is needed on each switch port for authentication?

- A. dot1x system-auth-control
- B. enable bypass-mac
- C. enable network-authentication
- D. mab

Answer: D

Explanation:

https://www.cisco.com/en/US/docs/ios/xml/ios/sec_usr_aaa/configuration/15-2mt/sec-config-mab.html

NEW QUESTION 150

An engineer is working with a distributed deployment of Cisco ISE and needs to configure various network probes to collect a set of attributes from the endpoints on the network. Which node should be used to accomplish this task?

- A. PSN
- B. primary PAN
- C. pxGrid
- D. MnT

Answer: A

NEW QUESTION 155

Which two task types are included in the Cisco ISE common tasks support for TACACS+ profiles? (Choose two.)

- A. Firepower
- B. WLC
- C. IOS
- D. ASA
- E. Shell

Answer: BE

Explanation:

[https://www.cisco.com/c/en/us/td/docs/security/ise/2-1/admin_guide/b_ise_admin_guide_21/b_ise_admin_guide_TACACS+ Profile](https://www.cisco.com/c/en/us/td/docs/security/ise/2-1/admin_guide/b_ise_admin_guide_21/b_ise_admin_guide_TACACS+_Profile)

TACACS+ profiles control the initial login session of the device administrator. A session refers to each individual authentication, authorization, or accounting

request. A session authorization request to a network device elicits an ISE response. The response includes a token that is interpreted by the network device, which limits the commands that may be executed for the duration of a session. The authorization policy for a device administration access service can contain a single shell profile and multiple command sets. The TACACS+ profile definitions are split into two components:

- Common tasks
- Custom attributes

There are two views in the TACACS+ Profiles page (Work Centers > Device Administration > Policy Elements > Results > TACACS Profiles)—Task Attribute View and Raw View. Common tasks can be entered using the Task Attribute View and custom attributes can be created in the Task Attribute View as well as the Raw View.

The Common Tasks section allows you to select and configure the frequently used attributes for a profile. The attributes that are included here are those defined by the TACACS+ protocol draft specifications. However, the values can be used in the authorization of requests from other services. In the Task Attribute View, the ISE administrator can set the privileges that will be assigned to the device administrator. The common task types are:

- Shell
- WLC
- Nexus
- Generic

The Custom Attributes section allows you to configure additional attributes. It provides a list of attributes that are not recognized by the Common Tasks section. Each definition consists of the attribute name, an indication of whether the attribute is mandatory or optional, and the value for the attribute. In the Raw View, you can enter the mandatory attributes using an equal to (=) sign between the attribute name and its value and optional attributes are entered using an asterisk (*) between the attribute name and its value. The attributes entered in the Raw View are reflected in the Custom Attributes section in the Task Attribute View and vice versa. The Raw View is also used to copy paste the attribute list (for example, another product's attribute list) from the clipboard onto ISE. Custom attributes can be defined for nonshell services.

NEW QUESTION 157

An engineer is configuring Cisco ISE and needs to dynamically identify the network endpoints and ensure that endpoint access is protected. Which service should be used to accomplish this task?

- A. Profiling
- B. Guest access
- C. Client provisioning
- D. Posture

Answer: A

NEW QUESTION 159

A Cisco device has a port configured in multi-authentication mode and is accepting connections only from hosts assigned the SGT of SGT_0422048549 The VLAN trunk link supports a maximum of 8 VLANS What is the reason for these restrictions?

- A. The device is performing inline tagging without acting as a SXP speaker
- B. The device is performing mime tagging while acting as a SXP speaker
- C. The IP subnet addresses are dynamically mapped to an SGT.
- D. The IP subnet addresses are statically mapped to an SGT

Answer: C

NEW QUESTION 162

.....

Thank You for Trying Our Product

We offer two products:

1st - We have Practice Tests Software with Actual Exam Questions

2nd - Questions and Answers in PDF Format

300-715 Practice Exam Features:

- * 300-715 Questions and Answers Updated Frequently
- * 300-715 Practice Questions Verified by Expert Senior Certified Staff
- * 300-715 Most Realistic Questions that Guarantee you a Pass on Your First Try
- * 300-715 Practice Test Questions in Multiple Choice Formats and Updates for 1 Year

100% Actual & Verified — Instant Download, Please Click
[Order The 300-715 Practice Test Here](#)