

Exam Questions AZ-120

Planning and Administering Microsoft Azure for SAP Workloads

<https://www.2passeasy.com/dumps/AZ-120/>



NEW QUESTION 1

- (Exam Topic 1)

For each of the following statements, select Yes if the statement is true. Otherwise, select No. NOTE: Each correct selection is worth one point.

Statements	Yes	No
After the migration, all user authentication to the SAP applications must be handled by Azure Active Directory (Azure AD).	<input type="radio"/>	<input type="radio"/>
The migration requires that the on-premises Active Directory domain syncs to Azure Active Directory (Azure AD).	<input type="radio"/>	<input type="radio"/>
After the migration users will be able to authenticate to the SAP applications by using their existing credentials in litware.com.	<input type="radio"/>	<input type="radio"/>

- A. Mastered
- B. Not Mastered

Answer: A

Explanation:

In a Hybrid-IT scenario, Active Directory from on-premises can be extended to serve as the authentication mechanism through an Azure deployed domain controller (as well as potentially using the integrated DNS).

It is important to distinguish between traditional Active Directory Servers and Microsoft Azure Active Directory that provides only a subset of the traditional on-premises AD offering. This subset include Identity and Access Management, but does not have the full AD schema or services that many 3rd party application take advantage of. While Azure Active Directory IS a requirement to establish authentication for the Azure virtual machines in use, and it can synchronize users with customers' on-premises AD, the two are explicitly different and customers will likely continue to require full Active Directory servers deployed in Microsoft Azure.

References: https://www.suse.com/media/guide/sap_hana_on_azure_101.pdf

NEW QUESTION 2

- (Exam Topic 1)

You are evaluating the migration plan.

Licensing for which SAP product can be affected by changing the size of the virtual machines?

- A. SAP Solution Manager
- B. PI
- C. SAP SCM
- D. SAP ECC

Answer: D

Explanation:

Scenario: Increase the performance of SAP ECC applications by moving to SAP HANA. References:

<https://azure.microsoft.com/en-us/pricing/details/virtual-machines/rhel-sap-hana/>

NEW QUESTION 3

- (Exam Topic 2)

You have an on-premises SAP environment that runs on SUSE Linux Enterprise Server (SLES) servers and Oracle. The version of the SAP ERP system is 6.06 and the version of the portal is SAP NetWeaver 7.3.

You need to recommend a migration strategy to migrate the SAP ERP system and the portal to Azure. The solution must be hosted on SAP HANA.

What should you recommend? To answer, drag the appropriate tools to the correct components. Each tool may be used once, more than once, or not at all. You may need to drag the split bar between panes or scroll to view content.

NOTE: Each correct selection is worth one point.

Tools

SAP heterogeneous system copy

Software Update Manager (SUM) Database Migration Option (DMO) with System Update

Software Update Manager (SUM) Database Migration Option (DMO) with System Move

Software Update Manager (SUM) Database Migration Option (DMO) without System Update

Answer Area

To migrate the SAP ERP system:

To migrate the portal:

- A. Mastered
- B. Not Mastered

Answer: A

Explanation:

Box 1: Software Update Manager (SUM) Database Migration option (DMO) with System Update The SAP ERP system is 6.06.

Box 2: Software Update Manager (SUM) Database Migration option (DMO) without System Update The portal is SAP NetWeaver 7.3.

SAP ERP portal migrate azure Software update manager database Reference:

<https://blogs.sap.com/2017/10/05/your-sap-on-azure-part-2-dmo-with-system-move/>

NEW QUESTION 4

- (Exam Topic 2)

For each of the following statements, select Yes if the statement is true. Otherwise, select No.

NOTE: Each correct selection is worth one point.

Statements	Yes	No
The Azure Enhanced Monitoring Extension for SAP stores performance data in an Azure Storage account.	<input type="radio"/>	<input type="radio"/>
You can enable the Azure Enhanced Monitoring Extension for SAP on a SUSE Linux Enterprise Server 12 (SLES 12) server by running the Set-AzVMAEMExtension cmdlet.	<input type="radio"/>	<input type="radio"/>
You can enable the Azure Enhanced Monitoring Extension for SAP on a server that runs Windows Server 2016 by running the Set-AzVMAEMExtension cmdlet.	<input type="radio"/>	<input type="radio"/>

A. Mastered

B. Not Mastered

Answer: A

Explanation:

Box 1: Yes

The SAP Azure Enhanced Monitoring Extension builds on top of the Azure Diagnostic extension, which stores its data in an Azure Storage account that you specify.

Box 2: Yes

The Set-AzVMAEMExtension cmdlet updates the configuration of a virtual machine to enable or update the support for monitoring for SAP systems that are installed on the virtual machine. The cmdlet installs the Azure Enhanced Monitoring (AEM) extension that collects the performance data and makes it discoverable for the SAP system.

The -OSType specifies the OS. Either Windows or Linux.

Box 3: Yes References:

<https://docs.microsoft.com/en-us/azure/azure-monitor/platform/diagnostics-extension-overview> <https://docs.microsoft.com/en-us/powershell/module/az.compute/set-azvmaemextension>

NEW QUESTION 5

- (Exam Topic 2)

You recently migrated an SAP HANA environment to Azure.

You plan to back up SAP HANA databases to disk on the virtual machines, and then move the backup tiles to Azure Blob storage for retention.

Which command should you run to move the backups to the Blob storage?

A. backint

B. robocopy

C. azcopy

D. scp

Answer: C

Explanation:

To store directories and files on Azure storage, one could use CLI or PowerShell. There is also a ready-to-use utility, AzCopy, for copying data to Azure storage.

Reference:

<https://docs.microsoft.com/en-us/azure/virtual-machines/workloads/sap/sap-hana-backup-file-level>

NEW QUESTION 6

- (Exam Topic 2)

You have an on-premises SAP environment hosted on VMware vSphere. You plan to migrate the environment to Azure by using Azure Site Recovery. You need to prepare the environment to support Azure Site Recovery.

What should you deploy first?

A. an on-premises data gateway to vSphere

B. Microsoft System Center Virtual Machine Manager (VMM)

C. an Azure Backup server

D. a configuration server to vSphere

Answer: D

Explanation:

When you set up disaster recovery for on-premises VMware VMs, Site Recovery needs access to the vCenter Server/vSphere host so that the Site Recovery process server can automatically discover VMs, and fail them over as needed. By default the process server runs on the Site Recovery configuration server. Add an account for the configuration server to connect to the vCenter Server/vSphere host.

References:

<https://docs.microsoft.com/en-us/azure/site-recovery/vmware-azure-manage-vcenter>

NEW QUESTION 7

- (Exam Topic 2)

You have an SAP development landscape on Azure.

For each of the following statements, select Yes if the statement is true. Otherwise, select No. NOTE: Each correct selection is worth one point.

Answer Area

Statements	Yes	No
You can use SAP Landscape Management (LaMa) to automate stopping, starting, and deallocating SAP virtual machines.	<input type="radio"/>	<input type="radio"/>
You can use SAP Solution Manager to automate stopping, starting, and deallocating SAP virtual machines.	<input type="radio"/>	<input type="radio"/>
You can use SAP HANA Cockpit to automate stopping, starting, and deallocating SAP virtual machines.	<input type="radio"/>	<input type="radio"/>

A. Mastered

B. Not Mastered

Answer: A

Explanation:

Answer Area

Statements	Yes	No
You can use SAP Landscape Management (LaMa) to automate stopping, starting, and deallocating SAP virtual machines.	<input checked="" type="radio"/>	<input type="radio"/>
You can use SAP Solution Manager to automate stopping, starting, and deallocating SAP virtual machines.	<input type="radio"/>	<input checked="" type="radio"/>
You can use SAP HANA Cockpit to automate stopping, starting, and deallocating SAP virtual machines.	<input type="radio"/>	<input checked="" type="radio"/>

NEW QUESTION 8

- (Exam Topic 2)

You plan to migrate an on-premises SAP environment to Azure.

You need to identify whether any SAP application servers host multiple SAP system identifiers (SIDs). What should you do?

A. Run SAP HAN A sizing report.

B. From the SAP EarlyWatch Alert report, compare the physical host names to the virtual host names.

C. Run the SAP Report from ABAPMeter.

D. From the SAP EarlyWatch Alert report, compare the services to the reference objects

Answer: C

NEW QUESTION 9

- (Exam Topic 2)

Your on-premises network contains an Active Directory domain.

You have an SAP environment on Azure that runs on SUSE Linux Enterprise Server (SLES) servers. You configure the SLES servers to use domain controllers as their NTP servers and their DNS servers. You need to join the SLES servers to the Active Directory domain.

Which three actions should you perform in sequence? To answer, move the appropriate actions from the list of actions to the answer area and arrange them in the correct order.

Actions

Add realm details to /etc/krb5.conf and /etc/samba/smb.conf

Shut down the following services: smbd, nmbd, and winbindd

Run net ads join -U administrator

Run net rpc join -U administrator

Install the samba-winbind package

Answer Area

- A. Mastered
- B. Not Mastered

Answer: A

Explanation:

Step 1: Install the samba-winbind package
Install samba-winbind
Step 2: Add realm details to /etc/krb5.conf and /etc/samba/smb.conf
Edit files - best way to do this is to use yast on test machine and copy files from it
In following examples you need to replace EXAMPLE/EXAMPLE.COM/.example.com with your values/settings
/etc/samba/smb.conf [global]
workgroup = EXAMPLE
usershare allow guests = NO #disallow guests from sharing idmap gid = 10000-20000
idmap uid = 10000-20000
kerberos method = secrets and keytab realm = EXAMPLE.COM
security = ADS
template homedir = /home/%D/%U template shell = /bin/bash
winbind offline logon = yes winbind refresh tickets = yes
/etc/krb5.conf [libdefaults]
default_realm = EXAMPLE.COM clocks skew = 300
[realms] EXAMPLE.COM = {
kdc = PDC.EXAMPLE.COM
default_domain = EXAMPLE.COM admin_server = PDC.EXAMPLE.COM
}
Step 3: Run net ads join -U administrator
Join the SLES 12 Server to the AD domain
References:
https://www.suse.com/support/kb/doc/?id=7018461

NEW QUESTION 10

- (Exam Topic 2)
You deploy SAP HANA by using SAP HANA on Azure (Large Instances).
For each of the following statements, select Yes if the statement is true. Otherwise, select No.
NOTE: Each correct selection is worth one point.

Statements	Yes	No
You can use SAP HANA Studio to monitor CPU, memory, network, and storage usage for SAP HANA on Azure (Large Instances).	<input type="radio"/>	<input type="radio"/>
Azure Enhanced Monitoring is required to monitor the performance of SAP HANA on Azure (Large Instances).	<input type="radio"/>	<input type="radio"/>
You can use the SAP HANA HW Configuration Check Tool (HWCCT) to monitor SAP HANA running on SAP HANA on Azure (Large Instances).	<input type="radio"/>	<input type="radio"/>

- A. Mastered
- B. Not Mastered

Answer: A

Explanation:

Box 1: No
Box 2: Yes
The SAP Azure Enhanced Monitoring Extension allows for collecting diagnostic data including OS and Application performance counters from Azure VMs running

SAP workloads.

Box 3: No References:

<http://www.deployazure.com/compute/virtual-machines/sap-azure-enhanced-monitoring-extension/>

NEW QUESTION 10

- (Exam Topic 2)

You have a n SAP environment on Azure.

Your on-premises network uses a 1-Gbps ExpressRoute circuit to connect to Azure Private peering is enabled on the circuit. The default route (0.0.0.0/0) from the on-premises network is advertised

You need to resolve the issue without modifying the ExpressRoute circuit. The solution must minimize administrative effort. What should you do?

- A. Create a user-defined route tint redirects traffic to the Blob storage.
- B. Create an application security group.
- C. Change the backup solution to use a third-party software that can write to the Blob storage.
- D. Enable virtual network service endpoints.

Answer: A

NEW QUESTION 15

- (Exam Topic 2)

You plan to migrate an SAP environment to Azure.

You need to recommend a solution to migrate the SAP application servers to Azure. The solution must minimize downtime and changes to the environments.

What should you include in the recommendation?

- A. Azure Storage Explorer
- B. Azure Import/Export service
- C. AzCopy
- D. Azure Site Recovery

Answer: D

Explanation:

Site Recovery is used to manage and orchestrate disaster recovery of on-premises machines and Azure VMs. However, it can also be used for migration.

Migration uses the same steps as disaster recovery with one exception. In a migration, failing machines over from your on-premises site is the final step. Unlike disaster recovery, you can't fail back to on-premises in a migration scenario.

References:

<https://docs.microsoft.com/en-us/azure/site-recovery/migrate-tutorial-on-premises-azure>

NEW QUESTION 16

- (Exam Topic 2)

You plan to deploy an SAP environment on Azure. The SAP environment will have landscapes for production, development. and quality assurance.

You need to minimize the costs associated with running the development and quality assurance landscapes on Azure. What should you do?

- A. Create Azure Automation runbooks to stop, deallocate, and start Azure virtual machines.
- B. Create a scheduled task that runs the stopsap command.
- C. Configure scaling for Azure App Service.
- D. Configure Azure virtual machine scales sets.

Answer: B

NEW QUESTION 17

- (Exam Topic 2)

You are integrating SAP HANA and Azure Active Directory (Azure AD).

For each of the following statements, select Yes if the statement is true. Otherwise, select No.

NOTE: Each correct selection is worth one point.

Statements	Yes	No
SAP HANA supports SAML authentication for single-sign on (SSO).	<input type="radio"/>	<input type="radio"/>
SAP HANA supports OAuth2 authentication for single-sign on (SSO).	<input type="radio"/>	<input type="radio"/>
You can use Azure role-based access control (RBAC) to provide users with the ability to sign in to SAP HANA.	<input type="radio"/>	<input type="radio"/>

- A. Mastered
- B. Not Mastered

Answer: A


Explanation:

Box 1: Yes

To configure Azure AD single sign-on with SAP HANA, perform the following steps:


- *1. In the Azure portal, on the SAP HANA application integration page, select Single sign-on.
*2. On the Select a Single sign-on method dialog, select SAML/WS-Fed mode to enable single sign-on.

Select a single sign-on method [Help me decide](#)



Disabled

User must manually enter their username and password.



SAML

Rich and secure authentication to applications using the SAML (Security Assertion Markup Language) protocol.



Linked

Link to an application in the Azure Active Directory Access Panel and/or Office 365 application launcher.

Box 2: No

Box 3: No

Key security considerations for deploying SAP on Azure References:

<https://docs.microsoft.com/en-us/azure/active-directory/saas-apps/saphana-tutorial>

NEW QUESTION 22

- (Exam Topic 2)

You have SAP ERP on Azure.

For SAP high availability, you plan to deploy ASCS/ERS instances across Azure Availability Zones and to use failover clusters.

For each of the following statements, select Yes if the statement is true. Otherwise, select No.

NOTE: Each correct selection is worth one point.

Statements	Yes	No
To create a failover solution, you can use an Azure Basic Load Balancer for Azure virtual machines deployed across the Azure Availability Zones.	<input type="radio"/>	<input type="radio"/>
You can deploy Azure Availability Sets within an Azure Availability Zone.	<input type="radio"/>	<input type="radio"/>
The solution must use Azure managed disks.	<input type="radio"/>	<input type="radio"/>

A. Mastered

B. Not Mastered

Answer: A

Explanation:

Box 1: No

You can't use an Azure Basic Load Balancer to create failover cluster solutions based on Windows Server

Failover Clustering or Linux Pacemaker. Instead, you need to use the Azure Standard Load Balancer SKU. Box 2: Yes

Azure Availability Zones is one of the high-availability features that Azure provides. Using Availability Zones improves the overall availability of SAP workloads on Azure.

The SAP application layer is deployed across one Azure availability set. For high availability of SAP Central Services, you can deploy two VMs in a separate availability set.

Box 3: Yes

You must use Azure Managed Disks when you deploy to Azure Availability Zones. Reference:

<https://docs.microsoft.com/en-us/azure/virtual-machines/workloads/sap/sap-ha-availability-zones>

NEW QUESTION 25

- (Exam Topic 2)

For each of the following statements, select Yes if the statement is true. Otherwise, select No. NOTE: Each correct selection is worth one point.

Statements	Yes	No
Oracle Real Application Clusters (RAC) can be used to provide high availability of SAP databases on Azure.	<input type="radio"/>	<input type="radio"/>
You can host SAP databases on Azure by using Oracle on a virtual machine that runs Windows Server 2016.	<input type="radio"/>	<input type="radio"/>
You can host SAP databases on Azure by using Oracle on a virtual machine that runs SUSE Linux Enterprise Server 12 (SLES 12).	<input type="radio"/>	<input type="radio"/>

- A. Mastered
- B. Not Mastered

Answer: A

Explanation:

Box 1: Yes

Box 2: Yes

Oracle Database 12c Release 2 (12.2) is certified on Microsoft Windows Server 2016 (Standard, Datacenter, and Essentials Editions), which includes support for the database client, server, and Oracle Real Application Clusters.

Organizations can run SAP applications with Oracle databases on the same code base on Unix, Linux, and Windows operating systems.

Box 3: Yes References:

<https://docs.microsoft.com/en-us/azure/virtual-machines/workloads/oracle/oracle-overview> <https://docs.oracle.com/en/database/oracle/oracle-database/12.2/ntdbn/index.html#>

NEW QUESTION 27

- (Exam Topic 2)

This question requires that you evaluate the underlined text to determine if it is correct.

When deploying SAP HANA to an Azure virtual machine, you can enable Write Accelerator to reduce the latency between the SAP application servers and the database layer.

Instructions: Review the underlined text. If it makes the statement correct, select “No change is needed”. If the statement is incorrect, select the answer choice that makes the statement correct.

- A. No change is needed
- B. install the Mellanox driver
- C. start the NIPING service
- D. enable Accelerated Networking

Answer: D

Explanation:

To further reduce network latency between Azure VMs, we [Microsoft] recommend that you choose Azure Accelerated Networking. Use it when you deploy Azure VMs for an SAP workload, especially for the SAP application layer and the SAP DBMS layer.

NEW QUESTION 30

- (Exam Topic 2)

You plan to migrate an SAP HANA instance to Azure.

You need to gather CPU metrics from the last 24 hours from the instance.

Solution: You query views from SAP HANA Studio. Does this meet the goal?

- A. Yes
- B. No

Answer: B

Explanation:

The SAP HANA cockpit provides a single point of access to a range of SAP HANA administration and monitoring tasks. It is used to monitor and ensure the overall health of the system.

The HANA Monitoring dashboard also visualizes key HANA Metrics of SAP HANA system. References:

<https://developers.sap.com/tutorials/dt-monitoring-hana-part1.html> <https://www.hanatutorials.com/p/hana-monitoring-dashboard.html>

NEW QUESTION 34

- (Exam Topic 2)

You plan to deploy a high availability SAP environment that will use a failover clustering solution.

You have an Azure Resource Manager template that you will use for the deployment. You have the following relevant portion of the template.


```

"apiVersion": "2017-08-01",
"type": "Microsoft.Network/loadBalancers",
"name": "load_balancer1",
"location": "region",
"sku":
  { "name": "Standard"},
"properties": {
  "frontendIPConfigurations": [
    {
      "name": "frontend1",
      "zones": [ "1" ],
      "properties": {
        "subnet": {
          "Id": "[variables('subnetRef')]"
        },
        "privateIPAddress": "10.0.0.6",
        "privateIPAllocationMethod": "Static"
      }
    }
  ],
}
```

What is created by the template?

- A. a zonal frontend IP address for the internal Azure Standard Load Balancer
- B. a zone-redundant frontend IP address for the internal Azure Basic Load Balancer
- C. a zone -redundant public IP address for the internal load balancer
- D. a zone-redundant frontend IP address for the internal Azure Standard Load Balancer

Answer: D

Explanation:

Reference:

<https://docs.microsoft.com/en-us/azure/virtual-machines/workloads/sap/high-availability-guide-standard-load-ba>

NEW QUESTION 39

- (Exam Topic 2)

You deploy an SAP environment on Azure.

You need to configure SAP NetWeaver to authenticate by using Azure Active Directory (Azure AD).

Which four actions should you perform in sequence? To answer, move the appropriate actions from the list of actions to the answer area and arrange them in the correct order.

Actions

Configure SAML single sign-on (SSO).

Add SAP NetWeaver from the Azure AD application gallery.

Add SAP Cloud Platform Identity from the Azure AD application gallery.

Create and upload the service provider metadata file to Azure AD.

Upload the FederationMetadata.xml file to the SAP NetWeaver Trusted Providers.

Implement Active Directory Federation Services (AD FS).

• • • • •

Answer Area

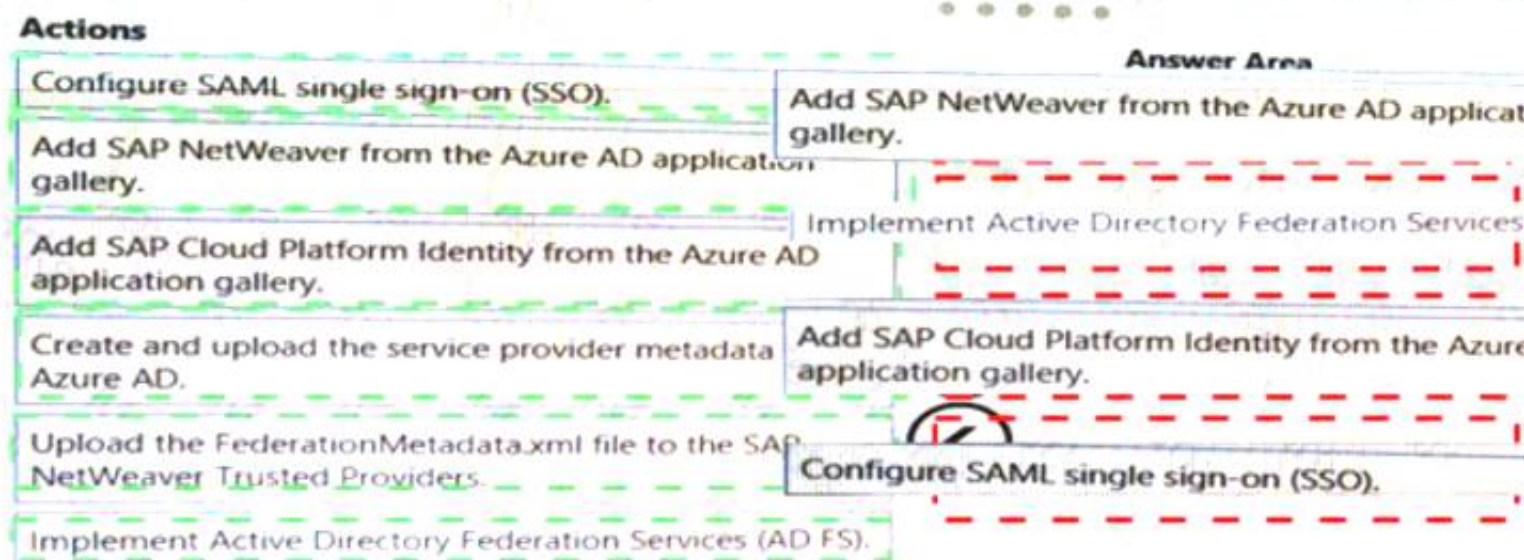
>

<

- A. Mastered
- B. Not Mastered

Answer: A

Explanation:



NEW QUESTION 42

- (Exam Topic 2)

You have an Azure subscription.

You deploy Active Directory domain controllers to Azure virtual machines. You plan to deploy Azure for SAP workloads.

You plan to segregate the domain controllers from the SAP systems by using different virtual networks. You need to recommend a solution to connect the virtual networks. The solution must minimize costs. What should you recommend?

- A. a site-to-site VPN
- B. virtual network peering
- C. user-defined routing
- D. ExpressRoute

Answer: C

Explanation:

You can create custom, or user-defined, routes in Azure to override Azure's default system routes, or to add additional routes to a subnet's route table. In Azure, you create a route table, then associate the route table to zero or more virtual network subnets.

NEW QUESTION 46

- (Exam Topic 2)

You are planning high availability for an SAP environment on Azure. The SAP environment will use datacenters in two different zones.

Testing shows that the latency between the two zones supports synchronous DBMS replication.

You need to design a solution to ensure that SAP services are available if an Azure datacenter within a zone fails. The solution must meet the following requirements:

- * Provide automatic failover
- * Minimize costs

Which high availability configuration meets the requirements?

- A. Azure Availability Zones with an active/passive deployment
- B. Azure Site Recovery
- C. Azure Availability Sets with active/passive clustering
- D. Azure Availability Sets with active/active clustering

Answer: D

NEW QUESTION 50

- (Exam Topic 2)

You are deploying an SAP environment on Azure that will use an SAP HANA database server.

You provision an Azure virtual machine for SAP HANA by using the M64s virtual machine SKU.

You need to set the swap space by using the Microsoft Azure Linux Agent (waagent) configuration file. Which two settings should you configure? Each correct answer presents part of the solution.

NOTE: Each correct selection is worth one point.

- A. ResourceDisk.EnableSwapEncryption=n
- B. AutoUpdate.Enabled=n
- C. ResourceDisk.SwapSizeMB=229376
- D. ResourceDisk.EnableSwap=y

Answer: CD

Explanation:

To create a swap file in the directory that's defined by the ResourceDisk.MountPoint parameter, you can update the /etc/waagent.conf file by setting the following three parameters:

ResourceDisk.Format=y ResourceDisk.EnableSwap=y ResourceDisk.SwapSizeMB=xx References:

https://support.microsoft.com/en-us/help/4010058/how-to-add-a-swap-file-in-linux-azure-virtual-machines

NEW QUESTION 52

- (Exam Topic 2)

You plan to migrate an SAP HANA instance to Azure.

You need to gather CPU metrics from the last 24 hours from the instance. Solution: You use Monitoring from the SAP HANA Cockpit. Does this meet the goal?

- A. Yes
- B. No

Answer: A

Explanation:

The SAP HANA cockpit provides a single point of access to a range of SAP HANA administration and monitoring tasks. It is used to monitor and ensure the overall health of the system.

The HANA Monitoring dashboard also visualizes key HANA Metrics of SAP HANA system. Reference:

<https://developers.sap.com/tutorials/dt-monitoring-hana-part1.html> <https://help.sap.com/viewer/afa922439b204e9caf22c78b6b69e4f2/2.10.0.0/en-US>

<https://www.hanatutorials.com/p/hana-monitoring-dashboard.html>

NEW QUESTION 56

- (Exam Topic 2)

You have an SAP environment on Azure.

You use Azure Site Recovery to protect an SAP production landscape.

You need to validate whether you can recover the landscape in the event of a failure. The solution must minimize the impact on the landscape.

Which four actions should you perform in sequence? To answer, move the appropriate actions from the list of actions to the answer area and arrange them in the correct order.

Actions

Validate the SAP production landscape

Create a virtual network that has the same subnets as the SAP production landscape

Create a network security group (NSG) that restricts traffic to the primary region

Shut down production virtual machines

Select **Test failover** from the Recovery Plans blade

Add a public IP address to a management server in the disaster recovery region

Answer Area

- A. Mastered
- B. Not Mastered

Answer: A

Explanation:

Step 1: Create a virtual network...

We recommended that for test failover, you choose a network that's isolated from the production recovery site network specific in the Compute and Network settings for each VM. By default, when you create an Azure virtual network, it is isolated from other networks. The test network should mimic your production network:

The test network should have same number of subnets as your production network. Subnets should have the same names.

The test network should use the same IP address range. Step 2: Add a public IP address...

Because Site Recovery does not replicate the cloud witness, we recommend that you deploy the cloud witness in the disaster recovery region.

Step 3: Shut down production virtual machines

Make sure that the primary VM is shut down when you run the test failover. Otherwise there will be two VMs with the same identity, running in the same network at the same time. This can lead to unexpected consequences.

Step 4: Select Test failover from the Recovery Plans blade References:

<https://docs.microsoft.com/en-us/azure/site-recovery/site-recovery-test-failover-to-azure>

NEW QUESTION 61

- (Exam Topic 2)

You are building an SAP environment by using Azure Resource Manager templates. The SAP environment will use Linux virtual machines.

You need to correlate the LUN of the data disks in the template to the volume of the virtual machines. Which command should you run/

- A. Is /dev/ disk/azure/root
- B. Is /dev/ disk/azure/scsil
- C. Tree /dev/ disk/azure/root
- D. Tree /dev/disk/azure/resource

Answer: C

NEW QUESTION 63

- (Exam Topic 2)

You have an SAP environment on Azure that contains a single-tenant SAP HANA server at instance 03. You need to monitor the network throughput from an SAP application server to the SAP HANA server. How should you complete the script? To answer, select the appropriate options in the answer area. NOTE: Each correct selection is worth one point.

Answer Area

```
$HANA = Get-AzNetworkInterface -Name HANAP01-NIC -ResourceGroupName Production
$APP = Get-AzNetworkUsage -ResourceGroupName Production
New-AzNetworkWatcherConnectionMonitor -NetworkWatcher (Get-AzNetworkWatcher)
-Name HANA - DestinationAddress (($HANA).IpConfigurations.PrivateIpAddress)
-DestinationPort 1433 -SourceResourceId $APP.Id
```

- A. Mastered
- B. Not Mastered

Answer: A

Explanation:

Answer Area

```
$HANA = Get-AzNetworkInterface -Name HANAP01-NIC -ResourceGroupName Production
$APP = Get-AzNetworkUsage -ResourceGroupName Production
New-AzNetworkWatcherConnectionMonitor -NetworkWatcher (Get-AzNetworkWatcher)
-Name HANA - DestinationAddress (($HANA).IpConfigurations.PrivateIpAddress)
-DestinationPort 1433 -SourceResourceId $APP.Id
```

NEW QUESTION 65

- (Exam Topic 2)

You migrate SAP ERP Central Component (SAP ECC) production and non-production landscapes to Azure. You are licensed for SAP Landscape Management (LaMa). You need to refresh from the production landscape to the non-production landscape. Which four actions should you perform in sequence? To answer, move the appropriate actions from the list of actions to the answer area and arrange them in the correct order.

Actions

From the Azure portal, create a service principal

From the Cloud Managers tab in LaMa, add an adapter

From SAP Solution Manager, deploy the LaMa adapter

Add permissions to the service principal

Install and configure LaMa on an SAP NetWeaver instance

Answer Area

⬅

➡

⬆

⬇

- A. Mastered
- B. Not Mastered

Answer: A

Explanation:

Step 1: From the Azure portal, create a service principal

The Azure connector can use a Service Principal to authorize against Microsoft Azure. Follow these steps to create a Service Principal for SAP Landscape Management (LaMa).

Step 2: Add permissions to the service principal

The Service Principal does not have permissions to access your Azure resources by default. You need to give the Service Principal permissions to access them.

Step 3: From the Cloud Managers tab in LaMa, add an adapter Create a new connector in SAP LaMa

Open the SAP LaMa website and navigate to Infrastructure. Go to tab Cloud Managers and click on Add. Select the Microsoft Azure Cloud Adapter

Step 4: Install and configure LaMA on an SAP NetWeater instance Provision a new adaptive SAP system

You can manually deploy a new virtual machine or use one of the Azure templates in the quickstart repository. It contains templates for SAP NetWeaver ASCS, SAP NetWeaver application servers, and the database. You can also use these templates to provision new hosts as part of a system copy/clone etc.

Note: To support customers on their journey into a cloud model (hybrid or entirely public cloud), SAP and Microsoft partnered to create an adapter that integrates the SAP management capabilities of LaMa with the IaaS advantages of Microsoft Azure.

References:

<https://docs.microsoft.com/en-us/azure/virtual-machines/workloads/sap/lama-installation>

NEW QUESTION 70

- (Exam Topic 2)

Your on-premises network contains SAP and non-SAP applications.

You have JAVA-based SAP systems that use SPNEGO for single-sign on (SSO) authentication. Your external portal uses multi-factor authentication (MFA) to authenticate users.

You plan to extend the on-premises authentication features to Azure and to migrate the SAP applications to Azure.

For each of the following statements, select Yes if the statement is true. Otherwise, select No.

NOTE: Each correct selection is worth one point.

Statements	Yes	No
Azure Active Directory (Azure AD) pass-through authentication can be used to enable MFA for on-premises users.	<input type="radio"/>	<input type="radio"/>
Azure Active Directory (Azure AD) password hash synchronization ensures that users can use on their on-premise credentials to authenticate to ABAP-based SAP systems on Azure.	<input type="radio"/>	<input type="radio"/>
Active Directory Federation Services (AD FS) can be used to enable MFA for on-premises users.	<input type="radio"/>	<input type="radio"/>

A. Mastered

B. Not Mastered

Answer: A

Explanation:

Box 1: No

Need AD FS for MFA. See box 3.

Note: Azure Active Directory (Azure AD) Pass-through Authentication allows your users to sign in to both on-premises and cloud-based applications using the same passwords. This feature is an alternative to Azure AD Password Hash Synchronization (see Box 2).

Box 2: Yes

Password hash synchronization is one of the sign-in methods used to accomplish hybrid identity. Azure AD Connect synchronizes a hash, of the hash, of a users password from an on-premises Active Directory instance to a cloud-based Azure AD instance.

Password hash synchronization is an extension to the directory synchronization feature implemented by Azure AD Connect sync. You can use this feature to sign in to Azure AD services like Office 365. You sign in to the service by using the same password you use to sign in to your on-premises Active Directory instance.

Box 3: Yes

If your organization is federated with Azure AD, you can use Azure Multi-Factor Authentication to secure AD FS resources, both on-premises and in the cloud.

Azure MFA enables you to eliminate passwords and provide a more secure way to authenticate.

References:

<https://docs.microsoft.com/en-us/azure/active-directory/hybrid/whatis-phs>

<https://docs.microsoft.com/en-us/windows-server/identity/ad-fs/operations/configure-ad-fs-and-azure-mfa>

NEW QUESTION 72

- (Exam Topic 2)

You have an on-premises SAP environment hosted on VMware vSphere that uses Microsoft SQL Server as the database platform.

You plan to migrate the environment to Azure. The database platform will remain the same. You need gather information to size the target Azure environment for the migration.

What should you use?

A. the SAP EarlyWatch report

B. Azure Advisor

C. the SAP HANA sizing report

D. Azure Monitor

Answer: B

Explanation:

Azure Advisor provides recommendations for Application Gateway, App Services, availability sets, Azure Cache, Azure Data Factory, Azure Database for MySQL, Azure Database for PostgreSQL, Azure Database for MariaDB, Azure ExpressRoute, Azure Cosmos DB, Azure public IP addresses, SQL Data Warehouse, SQL servers, storage accounts, Traffic Manager profiles, and virtual machines.

Note: Advisor is a personalized cloud consultant that helps you follow best practices to optimize your Azure deployments. It analyzes your resource configuration and usage telemetry and then recommends solutions that can help you improve the cost effectiveness, performance, high availability, and security of your Azure resources.

With Advisor, you can:

Get proactive, actionable, and personalized best practices recommendations.

Improve the performance, security, and high availability of your resources, as you identify opportunities to reduce your overall Azure spend.

Get recommendations with proposed actions inline. Reference:

<https://docs.microsoft.com/en-us/azure/advisor/advisor-overview>

NEW QUESTION 77

.....

THANKS FOR TRYING THE DEMO OF OUR PRODUCT

Visit Our Site to Purchase the Full Set of Actual AZ-120 Exam Questions With Answers.

We Also Provide Practice Exam Software That Simulates Real Exam Environment And Has Many Self-Assessment Features. Order the AZ-120 Product From:

<https://www.2passeasy.com/dumps/AZ-120/>

Money Back Guarantee

AZ-120 Practice Exam Features:

- * AZ-120 Questions and Answers Updated Frequently
- * AZ-120 Practice Questions Verified by Expert Senior Certified Staff
- * AZ-120 Most Realistic Questions that Guarantee you a Pass on Your FirstTry
- * AZ-120 Practice Test Questions in Multiple Choice Formats and Updatesfor 1 Year