



Microsoft

Exam Questions AZ-104

Microsoft Azure Administrator (beta)

About ExamBible

[Your Partner of IT Exam](#)

Found in 1998

ExamBible is a company specialized on providing high quality IT exam practice study materials, especially Cisco CCNA, CCDA, CCNP, CCIE, Checkpoint CCSE, CompTIA A+, Network+ certification practice exams and so on. We guarantee that the candidates will not only pass any IT exam at the first attempt but also get profound understanding about the certificates they have got. There are so many alike companies in this industry, however, ExamBible has its unique advantages that other companies could not achieve.

Our Advances

* 99.9% Uptime

All examinations will be up to date.

* 24/7 Quality Support

We will provide service round the clock.

* 100% Pass Rate

Our guarantee that you will pass the exam.

* Unique Gurantee

If you do not pass the exam at the first time, we will not only arrange FULL REFUND for you, but also provide you another exam of your claim, ABSOLUTELY FREE!

NEW QUESTION 1

- (Exam Topic 1)

You need to the appropriate sizes for the Azure virtual for Server2.

What should you do? To answer, select the appropriate options in the answer area. NOTE: Each correct selection is worth one point.

From the Azure portal:

▼

Create an Azure Migrate project.

Create a Recovery Services vault.

Upload a management certificate.

Create an Azure Import/Export job.

On Server2:

▼

Enable Hyper-V Replica.

Install the Azure File Sync agent.

Create a collector virtual machine.

Configure Hyper-V storage migration.

Install the Azure Site Recovery Provider.

- A. Mastered
- B. Not Mastered

Answer: A

Explanation:

Box 1: Create a Recovery Services vault

Create a Recovery Services vault on the Azure Portal. Box 2: Install the Azure Site Recovery Provider

Azure Site Recovery can be used to manage migration of on-premises machines to Azure. Scenario: Migrate the virtual machines hosted on Server1 and Server2 to Azure.

Server2 has the Hyper-V host role. References:

<https://docs.microsoft.com/en-us/azure/site-recovery/migrate-tutorial-on-premises-azure>

NEW QUESTION 2

- (Exam Topic 4)

You plan to create an Azure virtual machine named VM1 that will be configured as shown in the following exhibit.

The planned disk configurations for VM1 are shown in the following exhibit.

Create a virtual machine

⚠ Changing Basic options may reset selections you have made. Review all options prior to creating the virtual machine.

Basics Disks Networking Management Advanced Tags Review + create

Create a virtual machine that runs Linux or Windows. Select an image from Azure marketplace or use your own customized image.

Complete the Basics tab then Review + create to provision a virtual machine with default parameters or review each tab for full customization.

Looking for classic VMs? [Create VM from Azure Marketplace](#)

Project details

Select the subscription to manage deployed resources and costs. Use resource groups like folders to organize and manage all your resources.

Subscription * ⓘ

MyDev-Test Subscription

Resource group * ⓘ

RG1

[Create new](#)

Instance details

Virtual machine name * ⓘ VM1 ✓

Region * ⓘ (US) West US 2 ✓

Availability options ⓘ No infrastructure redundancy required ✓

Image * ⓘ Windows Server 2016 Datacenter ✓
[Browse all public and private images](#)

Azure Spot instance ⓘ ☐ Yes ☒ No

Size * ⓘ **Standard DS1 v2**
 1 vcpu, 3.5 GiB memory (ZAR 632.47/month)
[Change size](#)

The planned disk configurations for VM1 are shown in the following exhibit.

Basics **Disks** Networking Management Advanced Tags Review + create

Azure VMs have one operating system disk and a temporary disk for short-term storage. You can attach additional data disks. The size of the VM determines the type of storage you can use and the number of data disks allowed. [Learn more](#)

Disk options

OS disk type * ⓘ Standard HDD ✓
 The selected VM size supports premium disks. We recommend Premium SSD for high IOPS workloads. Virtual machines with Premium SSD disks qualify for the 99.9% connectivity SLA.

Enable Ultra Disk compatibility ⓘ ☐ Yes ☒ No
 Ultra Disks are only available when using Managed Disks.

Data disks

You can add and configure additional data disks for your virtual machine or attach existing disks. This VM also comes with a temporary disk.

i Adding unmanaged data disks is currently not supported at the time of VM creation. You can add them after the VM is created.

Advanced

Use managed disks ⓘ ☒ No ☐ Yes

Storage account * ⓘ (new) rg1disks799 ✓
[Create new](#)

You need to ensure that VM1 can be created in an Availability Zone.
 Which two settings should you modify? Each correct answer presents part of the solution. NOTE: Each correct selection is worth one point.

- A. Use managed disks
- B. Availability options
- C. OS disk type
- D. Size
- E. Image

Answer: AE

NEW QUESTION 3

- (Exam Topic 4)

You have an Azure subscription that contains the virtual machines shown in the following table.

Name	Operating system	Connects to
VM1	Windows Server 2019	Subnet1
VM2	Windows Server 2019	Subnet2

VM1 and VM2 use public IP addresses. From Windows Server 2019 on VM1 and VM2, you allow inbound Remote Desktop connections. Subnet1 and Subnet2 are in a virtual network named VNET1. The subscription contains two network security groups (NSGs) named NSG1 and NSG2. NSG1 uses only the default rules. NSG2 uses the default and the following custom incoming rule:

- > Priority: 100
- > Name: Rule1
- > Port: 3389
- > Protocol: TCP
- > Source: Any
- > Destination: Any
- > Action: Allow

NSG1 connects to Subnet1. NSG2 connects to the network interface of VM2.
For each of the following statements, select Yes if the statement is true. Otherwise, select No.

Statements	Yes	No
From the internet, you can connect to VM1 by using Remote Desktop.	<input type="radio"/>	<input type="radio"/>
From the internet, you can connect to VM2 by using Remote Desktop.	<input type="radio"/>	<input type="radio"/>
From VM1, you can connect to VM2 by using Remote Desktop.	<input type="radio"/>	<input type="radio"/>

- A. Mastered
- B. Not Mastered

Answer: A

Explanation:

Box 1: No
The default port for RDP is TCP port 3389. A rule to permit RDP traffic must be created automatically when you create your VM.
Box 2: Yes
NSG2 will allow this. Box 3: Yes
NSG2 will allow this.
Note on NSG-Subnet1: Azure routes network traffic between all subnets in a virtual network, by default. References:
<https://docs.microsoft.com/en-us/azure/virtual-machines/troubleshooting/troubleshoot-rdp-connection>

NEW QUESTION 4

- (Exam Topic 4)
You plan to deploy an Azure container instance by using the following Azure Resource Manager template.

```
{
  "type": "Microsoft.ContainerInstance/containerGroups",
  "apiVersion": "2018-10-01",
  "name": "webprod",
  "location": "westus",
  "properties": {
    "containers": [
      {
        "name": "webprod",
        "properties": {
          "image": "microsoft/iis:nanoserver",
          "ports": [
            {
              "protocol": "TCP",
              "port": 80
            }
          ]
        }
      }
    ],
    "environmentVariables": [],
    "resources": {
```

```
    },
    ],
    "environmentVariables": {},
    "resources": {
      "requests": {
        "memoryInGB": 1.5,
        "cpu": 1
      }
    }
  },
  "restartPolicy": "OnFailure",
  "ipAddress": {
    "ports": [
      {
        "protocol": "TCP",
        "port": 80
      }
    ]
  },
  "ip": "[parameters('IPAddress')]",
  "type": "Public"
},
{
  "protocol": "TCP",
  "port": 80
},
{
  "ip": "[parameters('IPAddress')]",
  "type": "Public"
},
{
  "osType": "Windows"
```

Use the drop-down menus to select the answer choice that completes each statement based on the information presented in the template.

Internet users [answer choice].

can connect to the container from any device
cannot connect to the container
can only connect to the container from devices that run Windows

If Internet Information Services (IIS) in the container fail, [answer choice].

the container will restart automatically
the container will only restart manually
the container must be redeployed

A. Mastered
B. Not Mastered

Answer: A

Explanation:

Internet users [answer choice].

can connect to the container from any device
cannot connect to the container
can only connect to the container from devices that run Windows

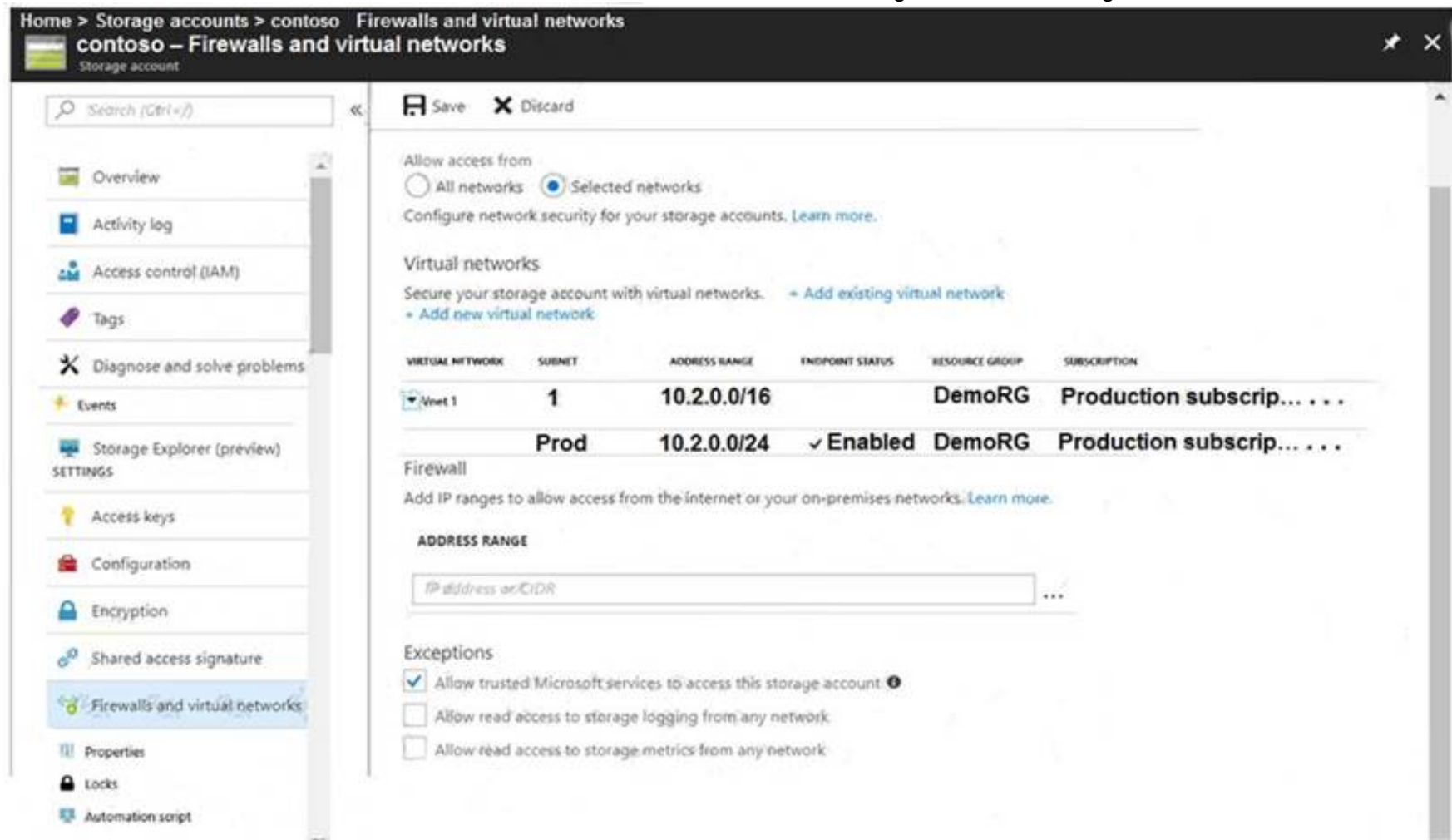
If Internet Information Services (IIS) in the container fail, [answer choice].

the container will restart automatically
the container will only restart manually
the container must be redeployed

NEW QUESTION 5

- (Exam Topic 4)

You have several Azure virtual machines on a virtual network named VNet1. You configure an Azure Storage account as shown in the following exhibit.



Use the drop-down menus to select the answer choice that completes each statement based on the information presented in the graphic.
NOTE: Each correct selection is worth one point.

The virtual machines on the 10.2.9.0/24 subnet will have network connectivity to the file shares in the storage account.

always

during a backup

never

Azure Backup will be able to back up the unmanaged hard disks of the virtual machines in the storage account.

always

during a backup

never

- A. Mastered
- B. Not Mastered

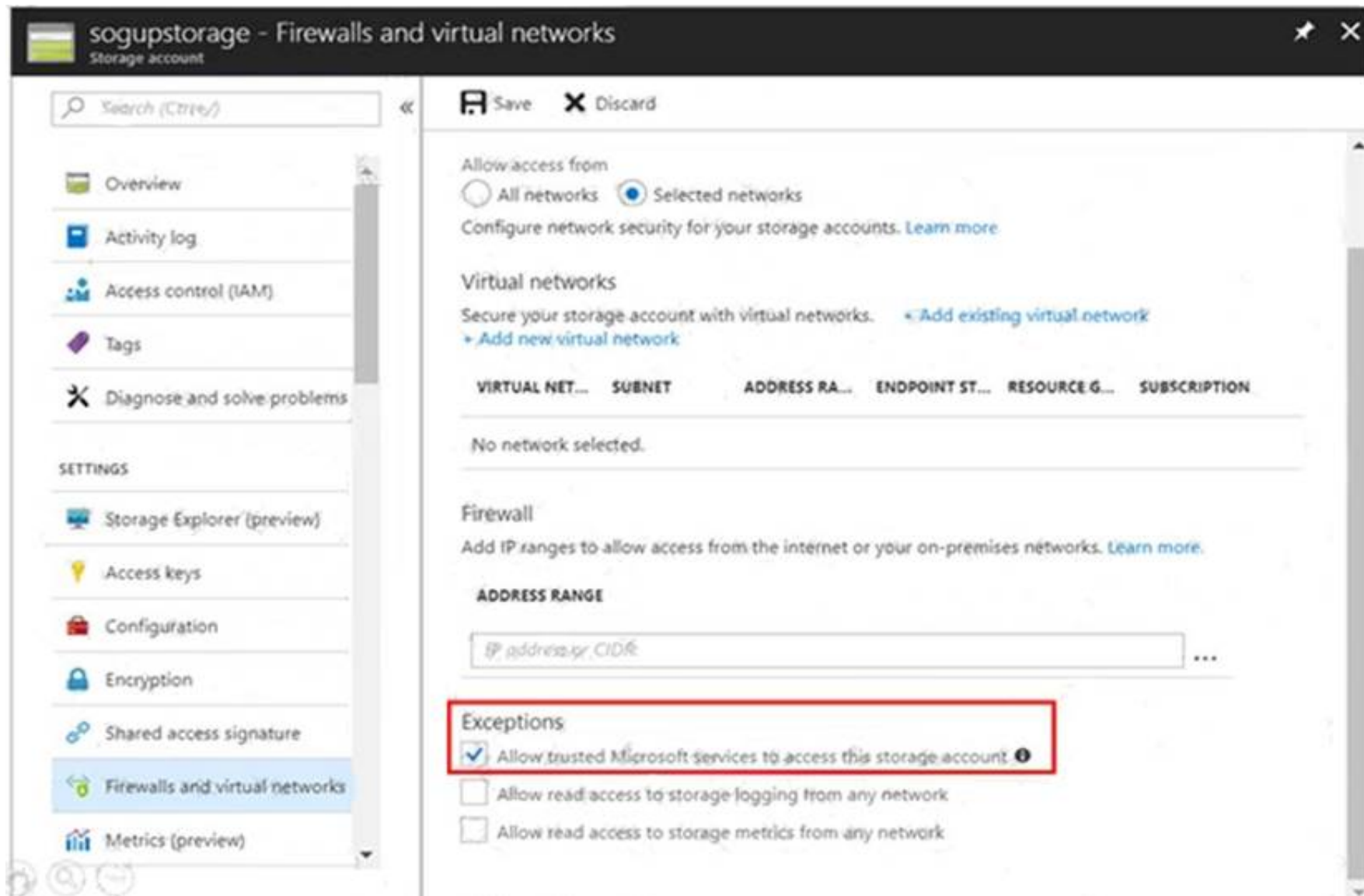
Answer: A

Explanation:

Box 1: always

Endpoint status is enabled. Box 2: Never

After you configure firewall and virtual network settings for your storage account, select Allow trusted Microsoft services to access this storage account as an exception to enable Azure Backup service to access the network restricted storage account.



Reference:

<https://docs.microsoft.com/en-us/azure/storage/files/storage-how-to-use-files-windows> <https://azure.microsoft.com/en-us/blog/azure-backup-now-supports-storage-accounts-secured-with-azure-storage>

NEW QUESTION 6

- (Exam Topic 4)

Note: This question is part of a series of questions that present the same scenario. Each question in the series contains a unique solution that might meet the stated goals. Some question sets might have more than one correct solution, while others might not have a correct solution.

After you answer a question in this section, you will NOT be able to return to it. As a result, these questions will not appear in the review screen.

You have a computer named Computer1 that has a point-to-site VPN connection to an Azure virtual network named VNet1. The point-to-site connection uses a self-signed certificate.

From Azure, you download and install the VPN client configuration package on a computer named Computer2.

You need to ensure that you can establish a point-to-site VPN connection to VNet1 from Computer2. Solution: On Computer2, you set the Startup type for the IPsec Policy Agent service to Automatic.

Does this meet the goal?

- A. Yes
- B. No

Answer: B

Explanation:

Instead export the client certificate from Computer1 and install the certificate on Computer2.

Note: Each client computer that connects to a VNet using Point-to-Site must have a client certificate installed. You generate a client certificate from the self-signed root certificate, and then export and install the client certificate. If the client certificate is not installed, authentication fails.

References:

<https://docs.microsoft.com/en-us/azure/vpn-gateway/vpn-gateway-certificates-point-to-site>

NEW QUESTION 7

- (Exam Topic 4)

Note: This question is part of a series of questions that present the same scenario. Each question in the series contains a unique solution that might meet the stated goals. Some question sets might have more than one correct solution, while others might not have a correct solution.

After you answer a question in this section, you will NOT be able to return to it. As a result, these questions will not appear in the review screen.

You have an Azure subscription named Subscription1 that contains the resources shown in the following table.

Name	Type	Location	Resource group
RG1	Resource group	East US	<i>Not applicable</i>
RG2	Resource group	West Europe	<i>Not applicable</i>
RG3	Resource group	North Europe	<i>Not applicable</i>
VNET1	Virtual network	Central US	RG1
VM1	Virtual machine	West US	RG2

VM1 connects to a virtual network named VNET2 by using a network interface named NIC1. You need to create a new network interface named NIC2 for VM1. Solution: You create NIC2 in RG2 and West US. Does this meet the goal?

- A. Yes
- B. NO

Answer: A

Explanation:

The virtual machine you attach a network interface to and the virtual network you connect it to must exist in the same location, here West US, also referred to as a region.

References:

<https://docs.microsoft.com/en-us/azure/virtual-network/virtual-network-network-interface>

NEW QUESTION 8

- (Exam Topic 4)

You have an Azure Active Directory (Azure AD) tenant named adatum.com that contains the users shown in the following table.

Name	Role
User1	None
User2	Global administrator
User3	Cloud device administrator
User4	Intune administrator

Adatum.com has the following configurations: Users may join devices to Azure AD is set to User1.

Additional local administrators on Azure AD joined devices is set to None.

You deploy Windows 10 to a computer named Computer. User1 joins Computer1 to adatum.com. You need to identify which users are added to the local Administrators group on Computer1.

- A. User1 only
- B. User1, User2, and User3 only
- C. User1 and User2 only
- D. User1, User2, User3, and User4
- E. User2 only

Answer: C

Explanation:

Users may join devices to Azure AD - This setting enables you to select the users who can register their devices as Azure AD joined devices. The default is All.

Additional local administrators on Azure AD joined devices - You can select the users that are granted local administrator rights on a device. Users added here are added to the Device Administrators role in Azure AD. Global administrators, here User2, in Azure AD and device owners are granted local administrator rights by default.

References:

<https://docs.microsoft.com/en-us/azure/active-directory/devices/device-management-azure-portal>

NEW QUESTION 9

- (Exam Topic 4)

You have an azure subscription that contain a virtual named VNet1. VNet1. contains four subnets named Gatesway, perimeter, NVA, and production.

The NVA contain two network virtual appliance (NVAs) that will network traffic inspection between the perimeter subnet and the production subnet.

You need to implement an Azure load balancer for the NVAs. The solution must meet the following requirements:

- The NVAs must run in an active-active configuration that uses automatic failover.
- The NVA must load balance traffic to two services on the Production subnet. The services have different IP addresses

Which three actions should you perform? Each correct answer presents parts of the solution. NOTE: Each correct selection is worth one point.

- A. Add two load balancing rules that have HA Ports enabled and Floating IP disabled.
- B. Deploy a standard load balancer.
- C. Add a frontend IP configuration, two backend pools, and a health prob.
- D. Add a frontend IP configuration, a backend pool, and a health probe.
- E. Add two load balancing rules that have HA Ports and Floating IP enabled.
- F. Deploy a basic load balancer.

Answer: BCE

Explanation:

A standard load balancer is required for the HA ports.

-Two backend pools are needed as there are two services with different IP addresses.

-Floating IP rule is used where backend ports are reused.

NEW QUESTION 10

- (Exam Topic 4)

You have an Azure subscription named Subscription1.

You have 5 TB of data that you need to transfer to Subscription1. You plan to use an Azure Import/Export job.

What can you use as the destination of the imported data?

- A. Azure Data Lake Store

- B. a virtual machine
- C. the Azure File Sync Storage Sync Service
- D. Azure Blob storage

Answer: D

Explanation:

Azure Import/Export service is used to securely import large amounts of data to Azure Blob storage and Azure Files by shipping disk drives to an Azure datacenter. The maximum size of an Azure Files Resource of a file share is 5 TB. Reference:
<https://docs.microsoft.com/en-us/azure/storage/common/storage-import-export-service>

NEW QUESTION 10

- (Exam Topic 4)

Note: This question is part of a series of questions that present the same scenario. Each question in the series contains a unique solution that might meet the stated goals. Some question sets might have more than one correct solution, while others might not have a correct solution.

After you answer a question in this section, you will NOT be able to return to it. As a result, these questions will not appear in the review screen.

You have an Azure subscription named Subscription1 that contains the resources shown in the following table.

Name	Type	Location	Resource group
RG1	Resource group	East US	<i>Not applicable</i>
RG2	Resource group	West Europe	<i>Not applicable</i>
RG3	Resource group	North Europe	<i>Not applicable</i>
VNET1	Virtual network	Central US	RG1
VM1	Virtual machine	West US	RG2

VM1 connects to a virtual network named VNET2 by using a network interface named NIC1. You need to create a new network interface named NIC2 for VM1.

Solution: You create NIC2 in RG1 and West US. Does this meet the goal?

- A. Yes
- B. NO

Answer: A

Explanation:

The virtual machine you attach a network interface to and the virtual network you connect it to must exist in the same location, here West US, also referred to as a region.

References:

<https://docs.microsoft.com/en-us/azure/virtual-network/virtual-network-network-interface>

NEW QUESTION 11

- (Exam Topic 4)

You have an Azure subscription that contains the following resources:

- 100 Azure virtual machines
- 20 Azure SQL databases
- 50 Azure file shares

You need to create a daily backup of all the resources by using Azure Backup. What is the minimum number of backup policies that you must create?

- A. 1
- B. 2
- C. 3
- D. 150
- E. 170

Answer: C

Explanation:

There is a limit of 100 VMs that can be associated to the same backup policy from portal. We recommend that for more than 100 VMs, create multiple backup policies with same schedule or different schedule.

One policy for VMS, one for SQL databases, and one for the file shares. References:

<https://docs.microsoft.com/en-us/azure/backup/backup-azure-vm-backup-faq>

NEW QUESTION 13

- (Exam Topic 4)

You have an Azure subscription that contains a resource group named Test RG. You use TestRG to validate an Azure deployment.

TestRG contains the following resources:

Name	Type	Description
VM1	Virtual Machine	VM1 is running and configured to back up to Vault1 daily.
VAULT1	Recovery Services Vault	Vault1 includes all backups of VM1.
VNET1	Virtual Network	VNET1 has a resource lock of type Delete.

You need to delete TestRG.
What should you do first?

- A. Modify the backup configurations of VM1 and modify the resource lock type of VNET1.
- B. Turn off VM1 and delete all data in Vault1.
- C. Remove the resource lock from VNET1 and delete all data in Vault1.
- D. Turn off VM1 and remove the resource lock from VNET1.

Answer: D

Explanation:

When you want to delete the resource, you first need to remove the lock. References:
<https://docs.microsoft.com/sv-se/azure/azure-resource-manager/management/lock-resources>

NEW QUESTION 14

- (Exam Topic 4)

You have an Azure Linux virtual machine that is protected by Azure Backup. One week ago, two files were deleted from the virtual machine.

You need to restore the deleted files to an on-premises computer as quickly as possible.

Which four actions should you perform in sequence? To answer, move the appropriate actions from the list of actions to the answer area and arrange them in the correct order.

Actions

Mount a VHD.

Copy the files by using File Explorer.

Download and run a script.

Select a restore point.

Copy the files by using AzCopy.

From the Azure portal, click **Restore VM** from the vault.

From the Azure portal, click **File Recovery** from the vault.

Answer Area

- A. Mastered
- B. Not Mastered

Answer: A

Explanation:

To restore files or folders from the recovery point, go to the virtual machine and choose the desired recovery point.

Step 0. In the virtual machine's menu, click Backup to open the Backup dashboard. Step 1. In the Backup dashboard menu, click File Recovery.

Step 2. From the Select recovery point drop-down menu, select the recovery point that holds the files you want. By default, the latest recovery point is already selected.

Step 3: To download the software used to copy files from the recovery point, click Download Executable (for Windows Azure VM) or Download Script (for Linux Azure VM, a python script is generated).

Step 4: Copy the files by using AzCopy

AzCopy is a command-line utility designed for copying data to/from Microsoft Azure Blob, File, and Table storage, using simple commands designed for optimal performance. You can copy data between a file system and a storage account, or between storage accounts.

References:

<https://docs.microsoft.com/en-us/azure/backup/backup-azure-restore-files-from-vm> <https://docs.microsoft.com/en-us/azure/storage/common/storage-use-azcopy>

NEW QUESTION 19

- (Exam Topic 4)

You have an Azure subscription that contains the following users in an Azure Active Directory tenant named contoso.onmicrosoft.com:

Name	Role	Scope
User1	Global administrator	Azure Active Directory
User2	Global administrator	Azure Active Directory
User3	User administrator	Azure Active Directory
User4	Owner	Azure Subscription

User1 creates a new Azure Active Directory tenant named external.contoso.onmicrosoft.com. You need to create new user accounts in external.contoso.com.onmicrosoft.com.

Solution: You instruct User1 to create the user accounts.

- A. Yes
- B. No

Answer: A

Explanation:

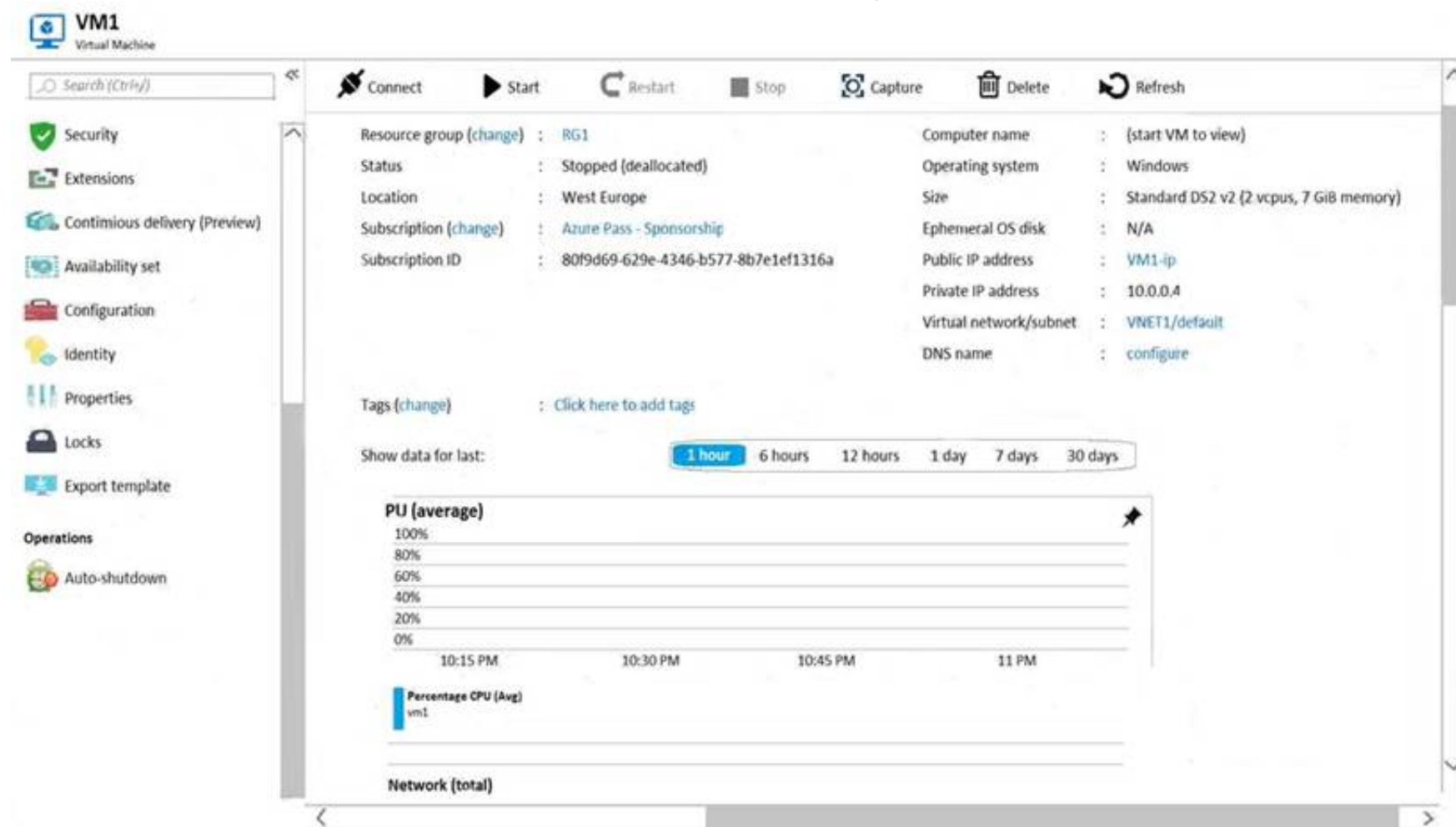
Only a global administrator can add users to this tenant. References:

<https://docs.microsoft.com/en-us/azure/devops/organizations/accounts/add-users-to-azure-ad>

NEW QUESTION 20

- (Exam Topic 4)

You create an Azure VM named VM1 that runs Windows Server 2019. VM1 is configured as shown in the exhibit. (Click the Exhibit button.)



You need to enable Desired State Configuration for VM1. What should you do first?

- A. Configure a DNS name for VM1.
- B. Start VM1.
- C. Connect to VM1.
- D. Capture a snapshot of VM1.

Answer: B

Explanation:

Status is Stopped (Deallocated).

The DSC extension for Windows requires that the target virtual machine is able to communicate with Azure. The VM needs to be started.

References:

<https://docs.microsoft.com/en-us/azure/virtual-machines/extensions/dsc-windows>

NEW QUESTION 21

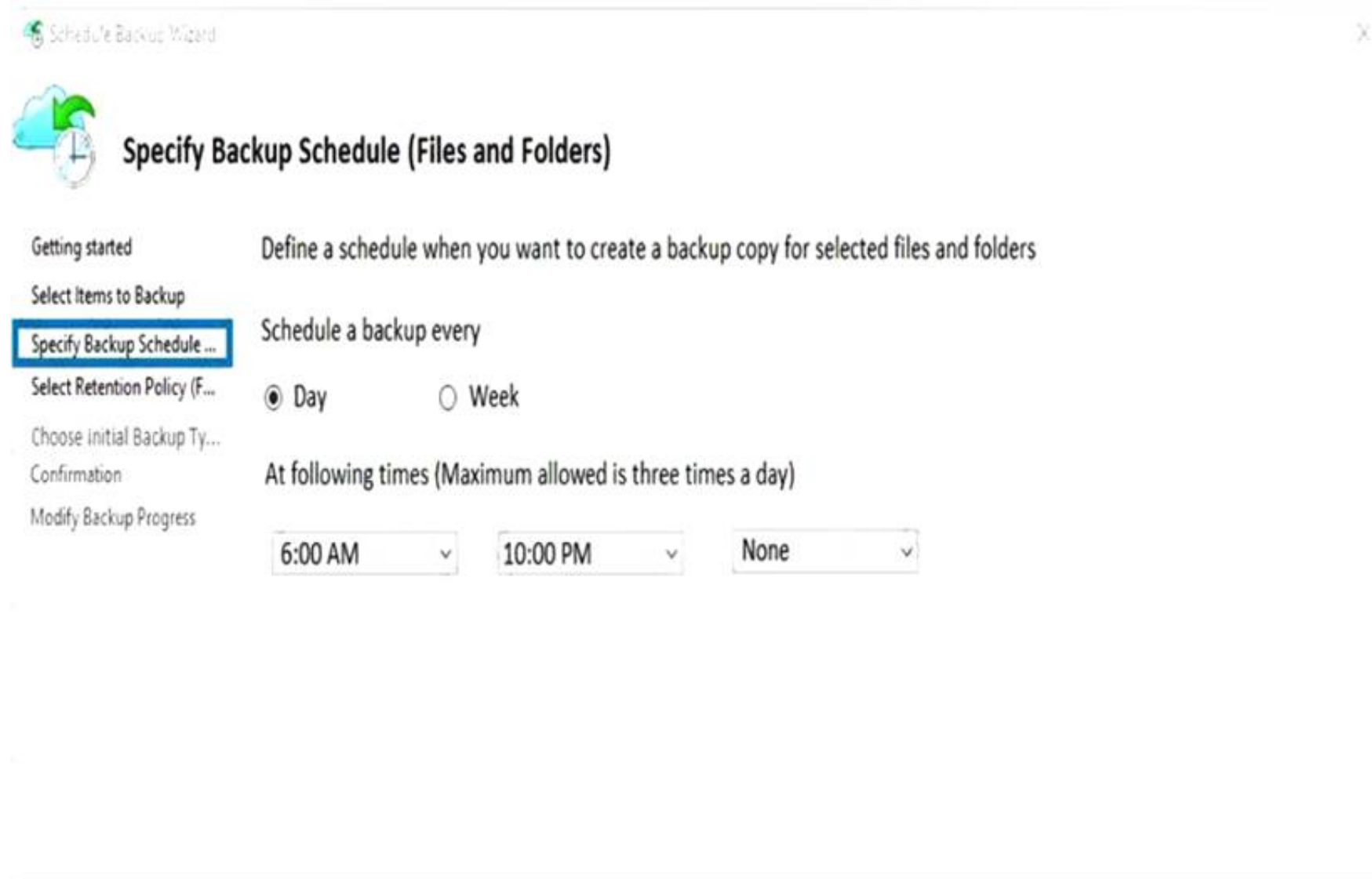
- (Exam Topic 4)

You have an Azure subscription that contains the resources shown in the following table.

Name	Type	Resource group	Location
Vault1	Recovery services vault	RG1	East US
VM1	Virtual machine	RG1	East US
VM2	Virtual machine	RG1	West US

All virtual machines run Windows Server 2016.

On VM1, you back up a folder named Folder1 as shown in the following exhibit.



You plan to restore the backup to a different virtual machine. You need to restore the backup to VM2. What should you do first?

- A. From VM2, install the Microsoft Azure Recovery Services Agent
- B. From VM1, install the Windows Server Backup feature
- C. From VM2, install the Windows Server Backup feature
- D. From VM1, install the Microsoft Azure Recovery Services Agent

Answer: A

Explanation:

Reference:

<https://docs.microsoft.com/en-us/azure/backup/backup-azure-restore-windows-server>

NEW QUESTION 26

- (Exam Topic 4)

You need to use Azure Automation State Configuration to manage the ongoing consistency of virtual machine configurations.

Which five actions should you perform in sequence? To answer, move the appropriate action from the list of actions to the answer area and arrange them in the correct order.

NOTE: More than one order of answer choices is correct. You will receive credit for any of the correct orders you select.

Actions

Compile a configuration into a node configuration.

Onboard the virtual machines to Azure Automation State Configuration.

Upload a configuration to Azure Automation State Configuration.

Check the compliance status of the node.

Assign tags to the virtual machines.

Assign the node configuration.

Create a management group.

Answer Area

- A. Mastered
 B. Not Mastered

Answer: A

Explanation:

Step 1: Upload a configuration to Azure Automation State Configuration. Import the configuration into the Automation account.

Step 2: Compile a configuration into a node configuration.

A DSC configuration defining that state must be compiled into one or more node configurations (MOF document), and placed on the Automation DSC Pull Server.

Step 3: Onboard the virtual machines to Azure Automation State Configuration. Onboard the Azure VM for management with Azure Automation State

Configuration Step 4: Assign the node configuration

Step 5: Check the compliance status of the node

Each time Azure Automation State Configuration performs a consistency check on a managed node, the node sends a status report back to the pull server. You can view these reports on the page for that node.

On the blade for an individual report, you can see the following status information for the corresponding consistency check:

The report status — whether the node is "Compliant", the configuration "Failed", or the node is "Not Compliant"

References:

<https://docs.microsoft.com/en-us/azure/automation/automation-dsc-getting-started>

NEW QUESTION 29

- (Exam Topic 4)

You download an Azure Resource Manager template based on an existing virtual machine. The template will be used to deploy 100 virtual machines.

You need to modify the template to reference an administrative password. You must prevent the password from being stored in plain text.

What should you create to store the password?

- A. Azure Active Directory (AD) Identity Protection and an Azure policy
 B. a Recovery Services vault and a backup policy
 C. an Azure Key Vault and an access policy
 D. an Azure Storage account and an access policy

Answer: C

Explanation:

You can use a template that allows you to deploy a simple Windows VM by retrieving the password that is stored in a Key Vault. Therefore the password is never put in plain text in the template parameter file.

References: <https://azure.microsoft.com/en-us/resources/templates/101-vm-secure-password/>

NEW QUESTION 31

- (Exam Topic 4)

You have an Azure subscription that contains an Azure Storage account named storage1 and the users shown in the following table.

Name	Member of
User1	Group1
User2	Group2
User3	Group1

You plan to monitor storage1 and to configure email notifications for the signals shown in the following table.

Name	Type	Users to notify
Ingress	Metric	User1 and User3 only
Egress	Metric	User1 only
Delete storage account	Activity log	User1, User2, and User3
Restore blob ranges	Activity log	User1 and User3 only

You need to identify the minimum number of alert rules and action groups required for the planned monitoring.
How many alert rules and action groups should you identify? To answer, select the appropriate options in the answer area.
NOTE: Each correct selection is worth one point.

Alert rules:

1

2

3

4

Action groups:

1

2

3

4

- A. Mastered
- B. Not Mastered

Answer: A

Explanation:

Alert rules:

1

2

3

4

Action groups:

1

2

3

4

NEW QUESTION 33

- (Exam Topic 4)

Note: This question is part of a series of questions that present the same scenario. Each question in the series contains a unique solution that might meet the stated goals. Some question sets might have more than one correct solution, while others might not have a correct solution.
After you answer a question in this section, you will NOT be able to return to it. As a result, these questions will not appear in the review screen.
You have a computer named Computer1 that has a point-to-site VPN connection to an Azure virtual network named VNet1. The point-to-site connection uses a self-signed certificate.
From Azure, you download and install the VPN client configuration package on a computer named Computer2.
You need to ensure that you can establish a point-to-site VPN connection to VNet1 from Computer2. Solution: You export the client certificate from Computer1 and install the certificate on Computer2. Does this meet this goal?

- A. Yes
- B. No

Answer: A

Explanation:

Each client computer that connects to a VNet using Point-to-Site must have a client certificate installed. You generate a client certificate from the self-signed root certificate, and then export and install the client certificate. If the client certificate is not installed, authentication fails.
References:
<https://docs.microsoft.com/en-us/azure/vpn-gateway/vpn-gateway-certificates-point-to-site>

NEW QUESTION 34

.....

Relate Links

100% Pass Your AZ-104 Exam with Examible Prep Materials

<https://www.exambible.com/AZ-104-exam/>

Contact us

We are proud of our high-quality customer service, which serves you around the clock 24/7.

Viste - <https://www.exambible.com/>