



Fortinet

Exam Questions NSE7_EFW-7.2

Fortinet NSE 7 - Enterprise Firewall 7.2

About ExamBible

Your Partner of IT Exam

Found in 1998

ExamBible is a company specialized on providing high quality IT exam practice study materials, especially Cisco CCNA, CCDA, CCNP, CCIE, Checkpoint CCSE, CompTIA A+, Network+ certification practice exams and so on. We guarantee that the candidates will not only pass any IT exam at the first attempt but also get profound understanding about the certificates they have got. There are so many alike companies in this industry, however, ExamBible has its unique advantages that other companies could not achieve.

Our Advances

* 99.9% Uptime

All examinations will be up to date.

* 24/7 Quality Support

We will provide service round the clock.

* 100% Pass Rate

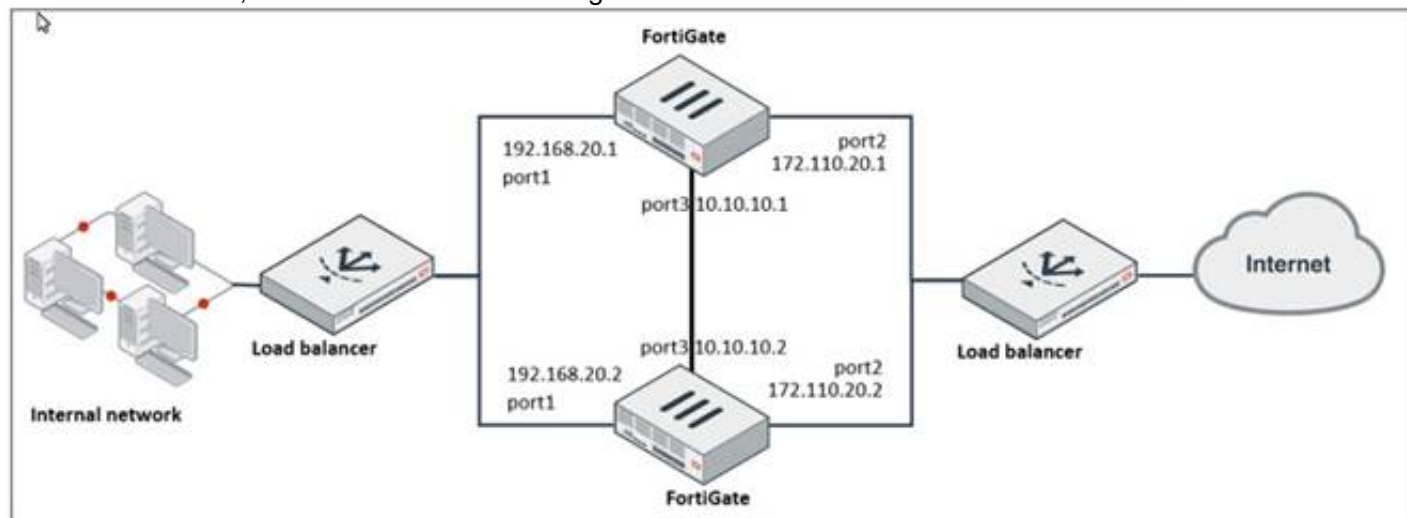
Our guarantee that you will pass the exam.

* Unique Gurantee

If you do not pass the exam at the first time, we will not only arrange FULL REFUND for you, but also provide you another exam of your claim, ABSOLUTELY FREE!

NEW QUESTION 1

Refer to the exhibit, which shows a network diagram.



Which protocol should you use to configure the FortiGate cluster?

- A. FGCP in active-passive mode
- B. OFGSP
- C. VRRP
- D. FGCP in active-active mode

Answer: A

Explanation:

Given the network diagram and the presence of two FortiGate devices, the Fortinet Gate Clustering Protocol (FGCP) in active-passive mode is the most appropriate for setting up a FortiGate cluster. FGCP supports high availability configurations and is designed to allow one FortiGate to seamlessly take over if the other fails, providing continuous network availability. This is supported by Fortinet documentation for high availability configurations using FGCP.

NEW QUESTION 2

Exhibit.

```
Routing table for VRF=0
B*  0.0.0.0/0 [20/0] via 100.64.1.254 (recursive is directly connected, port1), 00:03:58, [1/0]
C   10.1.0.0/24 is directly connected, port3
B   10.1.1.0/24 [200/0] via 172.16.1.2 (recursive is directly connected, tunnel_0), 00:03:25, [1/0]
B   10.1.2.0/24 [200/0] via 172.16.1.3 (recursive is directly connected, tunnel_1), 00:03:21, [1/0]
O   10.1.4.0/24 [110/2] via 10.1.0.100, port3, 00:04:56, [1/0]
O   10.1.10.0/24 [110/2] via 10.1.0.1, port3, 00:04:56, [1/0]
C   100.64.1.0/24 is directly connected, port1
C   100.64.2.0/24 is directly connected, port2
C   172.16.1.1/32 is directly connected, tunnel_0
    172.16.1.1/32 is directly connected, tunnel_1
C   172.16.1.2/32 is directly connected, tunnel_0
C   172.16.1.3/32 is directly connected, tunnel_1
C   172.16.100.0/24 is directly connected, port8
```

Refer to the exhibit, which shows a partial routing table

What two conclusions can you draw from the corresponding FortiGate configuration? (Choose two.)

- A. IPSec Tunnel aggregation is configured
- B. net-device is enabled in the tunnel IPSec phase 1 configuration
- C. OSPF is configured to run over IPSec.
- D. add-route is disabled in the tunnel IPSec phase 1 configuration.

Answer: BD

Explanation:

? Option B is correct because the routing table shows that the tunnel interfaces have a netmask of 255.255.255.255, which indicates that net-device is enabled in the phase 1 configuration. This option allows the FortiGate to use the tunnel interface as a next-hop for routing, without adding a route to the phase 2 destination¹.

? Option D is correct because the routing table does not show any routes to the phase 2 destination networks, which indicates that add-route is disabled in the phase 1 configuration. This option controls whether the FortiGate adds a static route to the phase 2 destination network using the tunnel interface as the gateway².

? Option A is incorrect because IPSec tunnel aggregation is a feature that allows multiple phase 2 selectors to share a single phase 1 tunnel, reducing the number of tunnels and improving performance³. This feature is not related to the routing table or the phase 1 configuration.

? Option C is incorrect because OSPF is a dynamic routing protocol that can run over IPSec tunnels, but it requires additional configuration on the FortiGate and the peer device⁴. This option is not related to the routing table or the phase 1 configuration. References: =

? 1: Technical Tip: 'set net-device' new route-based IPsec logic²

? 2: Adding a static route⁵

? 3: IPSec VPN concepts⁶

? 4: Dynamic routing over IPsec VPN⁷

NEW QUESTION 3

Which two statements about ADVPN are true? (Choose two)

- A. auto-discovery receiver must be set to enable on the Spokes.
- B. Spoke to-spoke traffic never goes through the hub
- C. It supports NAI for on-demand tunnels
- D. Routing is configured by enabling add-advpn-route

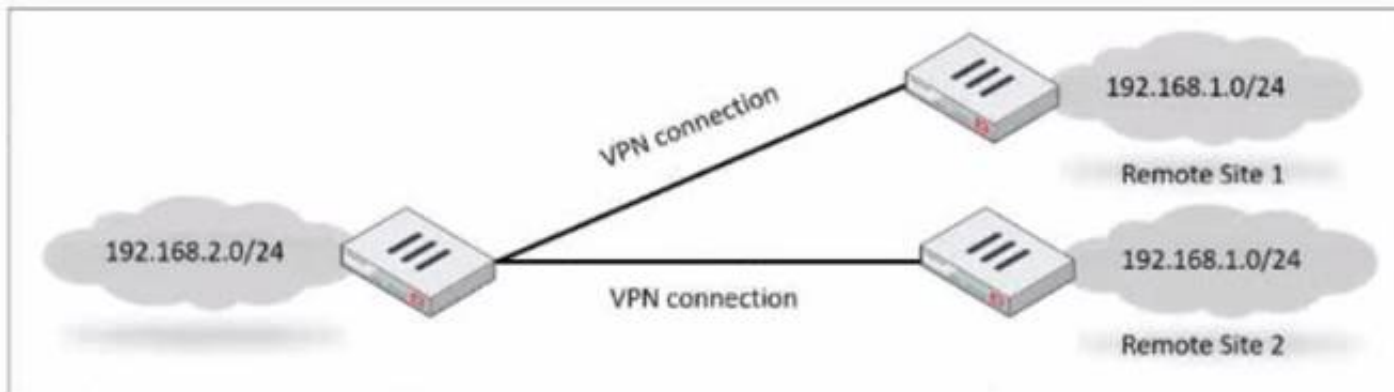
Answer: AC

Explanation:

ADVPN (Auto Discovery VPN) is a feature that allows to dynamically establish direct tunnels (called shortcuts) between the spokes of a traditional Hub and Spoke architecture. The auto-discovery receiver must be set to enable on the spokes to allow them to receive NHRP messages from the hub and other spokes. NHRP (Next Hop Resolution Protocol) is used for on-demand tunnels, which are established when there is traffic between spokes. Routing is configured by enabling add-nhrp-route, not add-advpn- route. References := ADVPN | FortiGate / FortiOS 7.2.0 | Fortinet Document Library, Technical Tip: Fortinet Auto Discovery VPN (ADVPN)

NEW QUESTION 4

Refer to the exhibit, which shows a network diagram.



Which IPsec phase 2 configuration should you implement so that only one remote site is connected at any time?

- A. Set route-overlap to allow.
- B. Set single-source to enable
- C. Set route-overlap to either use—new or use-old
- D. Set net-device to enable

Answer: C

Explanation:

To ensure that only one remote site is connected at any given time in an IPsec VPN scenario, you should use route-overlap with the option to either use-new or use-old. This setting dictates which routes are preferred and how overlaps in routes are handled, allowing for one connection to take precedence over the other (C).

References:

? FortiOS Handbook - IPsec VPN

NEW QUESTION 5

You want to block access to the website ww.eicar.org using a custom IPS signature. Which custom IPS signature should you configure?

- A)

```
F-SID( --name "eicar"; --protocol udp; --flow from_server; --pattern "eicar"; --context host;)
```
- B)

```
F-SID( --name "detect_eicar"; --protocol udp; --service ssl; --flow from_client; --pattern "www.eicar.org"; --no_case; --context host;)
```
- C)

```
F-SID( --name "detect_eicar"; --protocol tcp; --service dns; --flow from_server; --pattern "eicar"; --no_case;)
```
- D)

```
F-SID( --name "eicar"; --protocol tcp; --service HTTP; --flow from_client; --pattern "www.eicar.org"; --no_case; --context host;)
```

- A. Option A
- B. Option B
- C. Option C
- D. Option D

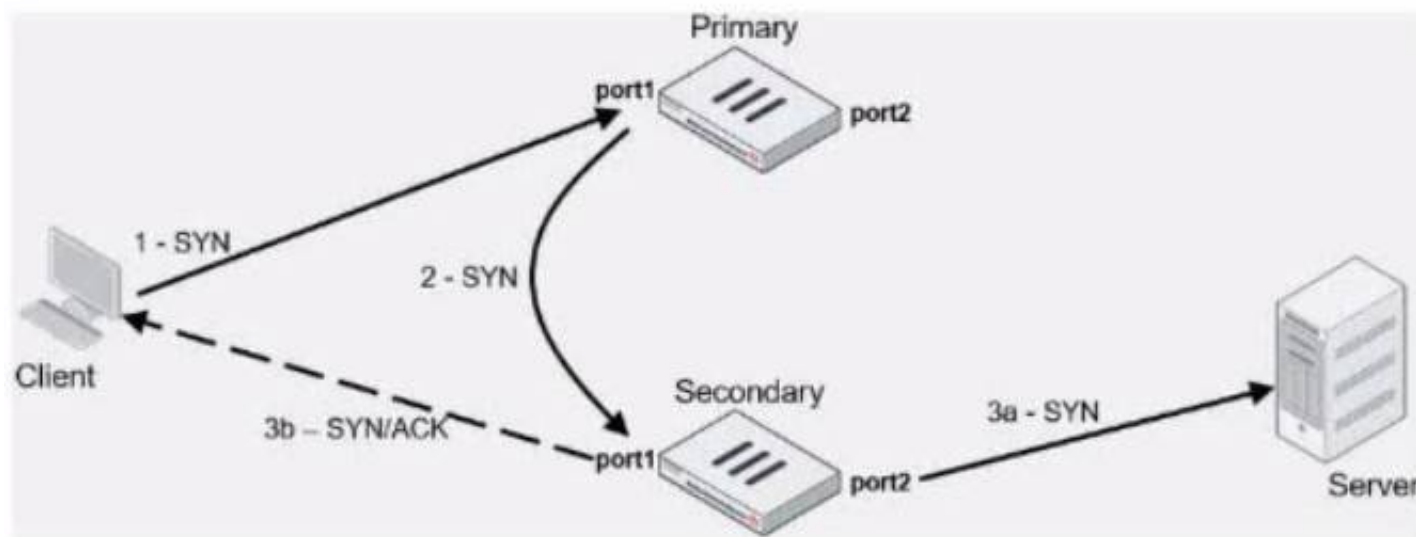
Answer: D

Explanation:

Option D is the correct answer because it specifically blocks access to the website “www.eicar.org” using TCP protocol and HTTP service, which are commonly used for web browsing. The other options either use the wrong protocol (UDP), the wrong service (DNS or SSL), or the wrong pattern (“eicar” instead of “www.eicar.org”). References := Configuring custom signatures | FortiGate / FortiOS 7.4.0 - Fortinet Document Library, section “Signature to block access to example.com”.

NEW QUESTION 6

Exhibit.



Refer to the exhibit, which contains an active-active load balancing scenario.

During the traffic flow the primary FortiGate forwards the SYN packet to the secondary FortiGate.

What is the destination MAC address or addresses when packets are forwarded from the primary FortiGate to the secondary FortiGate?

- A. Secondary physical MAC port1
- B. Secondary virtual MAC port1
- C. Secondary virtual MAC port1 then physical MAC port1
- D. Secondary physical MAC port2 then virtual MAC port2

Answer: A

Explanation:

In an active-active load balancing scenario, when the primary FortiGate forwards the SYN packet to the secondary FortiGate, the destination MAC address would be the secondary's physical MAC on port1, as the packet is being sent over the network and the physical MAC is used for layer 2 transmissions.

NEW QUESTION 7

Which two statements about the BFD parameter in BGP are true? (Choose two.)

- A. It allows failure detection in less than one second.
- B. The two routers must be connected to the same subnet.
- C. It is supported for neighbors over multiple hops.
- D. It detects only two-way failures.

Answer: AC

Explanation:


Bidirectional Forwarding Detection (BFD) is a rapid protocol for detecting failures in the forwarding path between two adjacent routers, including interfaces, data links, and forwarding planes. BFD is designed to detect forwarding path failures in a very short amount of time, often less than one second, which is significantly faster than traditional failure detection mechanisms like hold-down timers in routing protocols.

Fortinet supports BFD for BGP, and it can be used over multiple hops, which allows the detection of failures even if the BGP peers are not directly connected. This functionality enhances the ability to maintain stable BGP sessions over a wider network topology and is documented in Fortinet's guides.


NEW QUESTION 8

Refer to the exhibits, which show the configurations of two address objects from the same FortiGate.

Engineering address object

Name	Engineering
Color	 Change
Type	Subnet
IP/Netmask	192.168.0.0 255.255.255.0
Interface	<input type="checkbox"/> any
Static route configuration	<input type="checkbox"/>
Comments	<input type="text" value="Write a comment..."/> 0/255
<div> OK Cancel </div>	

Finance address object

Name	Finance
Color	 Change
Type	Subnet
IP/Netmask	192.168.1.0 255.255.255.0
Interface	<input type="checkbox"/> any
Static route configuration	<input type="checkbox"/>
Comments	<input type="text" value="Write a comment..."/> 0/255
<div> Return </div>	

Why can you modify the Engineering address object, but not the Finance address object?

- A. You have read-only access.
- B. FortiGate joined the Security Fabric and the Finance address object was configured on the root FortiGate.
- C. FortiGate is registered on FortiManager.
- D. Another user is editing the Finance address object in workspace mode.

Answer: B

Explanation:

The inability to modify the Finance address object while being able to modify the Engineering address object suggests that the Finance object is being managed by a higher authority in the Security Fabric, likely the root FortiGate. When a FortiGate is part of a Security Fabric, address objects and other configurations may be managed centrally.

This aligns with the Fortinet FortiGate documentation on Security Fabric and central management of address objects.

NEW QUESTION 9

Which two statements about IKE vision 2 are true? (Choose two.)

- A. Phase 1 includes main mode
- B. It supports the extensible authentication protocol (EAP)
- C. It supports the XAuth protocol.
- D. It exchanges a minimum of four messages to establish a secure tunnel

Answer: BD

Explanation:

IKE version 2 supports the extensible authentication protocol (EAP), which allows for more flexible and secure authentication methods¹. IKE version 2 also exchanges a minimum of four messages to establish a secure tunnel, which is more efficient than IKE version 1.2. References: = IKE settings | FortiClient 7.2.2 - Fortinet

Documentation, Technical Tip: How to configure IKE version 1 or 2 ... - Fortinet Community

NEW QUESTION 10

Exhibit.

```
config vpn ipsec phase1-interface
edit "tunnel"
    set interface "port1"
    set ike-version 2
    set keylife 28800
    set peertype any
    set net-device enable
    set proposal aes128gcm-prfsha256 aes256gcm-prfsha384
    set auto-discovery-receiver enable
    set remote-gw 100.64.1.1
    set psksecret fortinet
next
```

Refer to the exhibit, which contains the partial ADVPN configuration of a spoke.
Which two parameters must you configure on the corresponding single hub? (Choose two.)

- A. Set auto-discovery-sender enable
- B. Set ike-version 2
- C. Set auto-discovery-forwarder enable
- D. Set auto-discovery-receiver enable

Answer: AC

Explanation:

For an ADVPN spoke configuration shown, the corresponding hub must have auto-discovery-sender enabled to send shortcut advertisement messages to the spokes. Also, the hub would need to have auto-discovery-forwarder enabled if it is to forward on those shortcut advertisements to other spokes. This allows the hub to inform all spokes about the best path to reach each other. The ike-version does not need to be reconfigured on the hub if it's already set to version 2 and auto-discovery-receiver is not necessary on the hub because it's the one sending the advertisements, not receiving.

References:

? FortiOS Handbook - ADVPN

NEW QUESTION 10

.....

Relate Links

100% Pass Your NSE7_EFW-7.2 Exam with ExamBible Prep Materials

https://www.exambible.com/NSE7_EFW-7.2-exam/

Contact us

We are proud of our high-quality customer service, which serves you around the clock 24/7.

Viste - <https://www.exambible.com/>