

Microsoft

Exam Questions SC-400

Microsoft Information Protection Administrator



NEW QUESTION 1

HOTSPOT - (Topic 1)

You plan to create a custom sensitive information type that will use Exact Data Match (EDM).

You need to identify what to upload to Microsoft 365, and which tool to use for the upload. What should you identify? To answer, select the appropriate options in the answer area. NOTE: Each correct selection is worth one point.

Answer Area

Upload: ☐ Data hashes ☐ Data in the XML format ☐ Digitally signed data

Use: ☐ Azure Storage Explorer ☐ EDM upload agent ☐ The Microsoft 365 compliance center ☐ The Set-DlpKeywordDictionary cmdlet

- A. Mastered
 B. Not Mastered

Answer: A

Explanation:

Answer Area

Upload: ☒ Data hashes ☒ Data in the XML format ☐ Digitally signed data


Use: ☒ Azure Storage Explorer ☒ EDM upload agent ☒ The Microsoft 365 compliance center ☐ The Set-DlpKeywordDictionary cmdlet

NEW QUESTION 2

- (Topic 1)

A user reports that she can no longer access a Microsoft Excel file named Northwind Customer Data.xlsx.

From the Cloud App Security portal, you discover the alert shown in the exhibit.

Alerts >  **File containing PCI detected in the clou...** 11/21/20 1:10 PM +30 MEDIUM SEVERITY

File containing PCI detected in the cloud (built-in DLP engine) Microsoft SharePoint Online Megan Bowen Northwind Customer Data.xlsx

Resolution options: ☒ File is in quarantine Megan Bowen ⋮

Description
 File policy "File containing PCI detected in the cloud (built-in DLP engine)" was matched by "Northwind Customer Data.xlsx"

Important information
 • This alert falls under the following MITRE tactic: Execution

Files

No files found

File name	Owner	App	Collaborators	Policies	Last modified
1 - 1 of 1 files					
Northwind Custo...	Megan Bowen	Microsoft Share...	5 collaborators	1 policy match	Nov 21, 2020

You restore the file from quarantine.

You need to prevent files that match the policy from being quarantined. Files that match the policy must generate an alert.

What should you do?

- A. Modify the policy template.
 B. Assign the Global reader role to the file owners.
 C. Exclude file matching by using a regular expression.
 D. Update the governance action.

Answer: D

Explanation:

Reference:

<https://docs.microsoft.com/en-us/cloud-app-security/data-protection-policies#create-a-new-file-policy>

NEW QUESTION 3

HOTSPOT - (Topic 1)

You have a Microsoft 365 tenant that uses Microsoft Teams.






You create a data loss prevention (DLP) policy to prevent Microsoft Teams users from sharing sensitive information.

You need to identify which locations must be selected to meet the following requirements:

? Documents that contain sensitive information must not be shared inappropriately in Microsoft Teams.
? If a user attempts to share sensitive information during a Microsoft Teams chat session, the message must be deleted immediately.
Which three locations should you select? To answer, select the appropriate locations in the answer area. (Choose three.)
NOTE: Each correct selection is worth one point.

Choose locations to apply the policy

We'll apply the policy to data that's stored in the locations you choose.

Status	Location	Included
<input type="checkbox"/> Off	 Exchange email	
<input type="checkbox"/> Off	 SharePoint sites	
<input type="checkbox"/> Off	 OneDrive accounts	
<input type="checkbox"/> Off	 Teams chat and channel messages	
<input type="checkbox"/> Off	 Microsoft Cloud App Security	






- A. Mastered
- B. Not Mastered

Answer: A

Explanation:

Choose locations to apply the policy

We'll apply the policy to data that's stored in the locations you choose.

Status	Location	Included
<input type="checkbox"/> Off	 Exchange email	
<input type="checkbox"/> Off	 SharePoint sites	
<input type="checkbox"/> Off	 OneDrive accounts	
<input type="checkbox"/> Off	 Teams chat and channel messages	
<input type="checkbox"/> Off	 Microsoft Cloud App Security	

NEW QUESTION 4

- (Topic 1)
Note: This question is part of a series of questions that present the same scenario. Each question in the series contains a unique solution that might meet the stated goals. Some question sets might have more than one correct solution, while others might not have a correct solution.
After you answer a question in this section, you will NOT be able to return to it. As a result, these questions will not appear in the review screen.
You are configuring a file policy in Microsoft Cloud App Security.
You need to configure the policy to apply to all files. Alerts must be sent to every file owner who is affected by the policy. The policy must scan for credit card numbers, and alerts must be sent to the Microsoft Teams site of the affected department.
Solution: You use the Build-in DLP inspection method and send alerts to Microsoft Power Automate.
Does this meet the goal?

- A. Yes
- B. No

Answer: B

Explanation:

Reference:

<https://docs.microsoft.com/en-us/cloud-app-security/dcs-inspection> <https://docs.microsoft.com/en-us/cloud-app-security/data-protection-policies>

NEW QUESTION 5

- (Topic 1)

You have a Microsoft OneDrive for Business folder that contains the files shown in the following table.

Type	Number of files
.jpg	50
.docx	300
.txt	50
.zip	20

In Microsoft Cloud App Security, you create a file policy to automatically apply a classification. What is the effect of applying the policy?

- A. The policy will apply to only the .docx and .txt file
- B. The policy will classify the files within 24 hours.
- C. The policy will apply to all the file
- D. The policy will classify only 100 files daily.
- E. The policy will apply to only the .docx file
- F. The policy will classify only 100 files daily.
- G. The policy will apply to only the .docx and .txt file
- H. The policy will classify the files immediately.

Answer: C

Explanation:

Reference:

<https://docs.microsoft.com/en-us/cloud-app-security/azip-integration>

NEW QUESTION 6

- (Topic 1)

Your company has a Microsoft 365 tenant that uses a domain named contoso.

The company uses Microsoft Office 365 Message Encryption (OME) to encrypt email sent to users in fabrikam.com.

A user named User1 erroneously sends an email to user2@fabrikam You need to disable user2@fabrikam.com from accessing the email. What should you do?

- A. Run the New-ComplianceSearchAction cmdlet.
- B. Instruct User1 to delete the email from her Sent Items folder from Microsoft Outlook.
- C. Run the Get-MessageTrace Cmdlet.
- D. Run the Set-OMEMessageRevocation Cmdlet.
- E. instruct User1 to select Remove external access from Microsoft Outlook on the web.

Answer: C

NEW QUESTION 7

- (Topic 1)

You have a Microsoft 365 E5 subscription that contains a user named User1.

You need to ensure that all email messages that contain attachments are encrypted automatically by using Microsoft Purview Message Encryption.

What should you create?

- A. a sensitivity label
- B. an information barrier segment
- C. a data loss prevention (DLP) policy
- D. a mail flow rule

Answer: D

NEW QUESTION 8

HOTSPOT - (Topic 1)

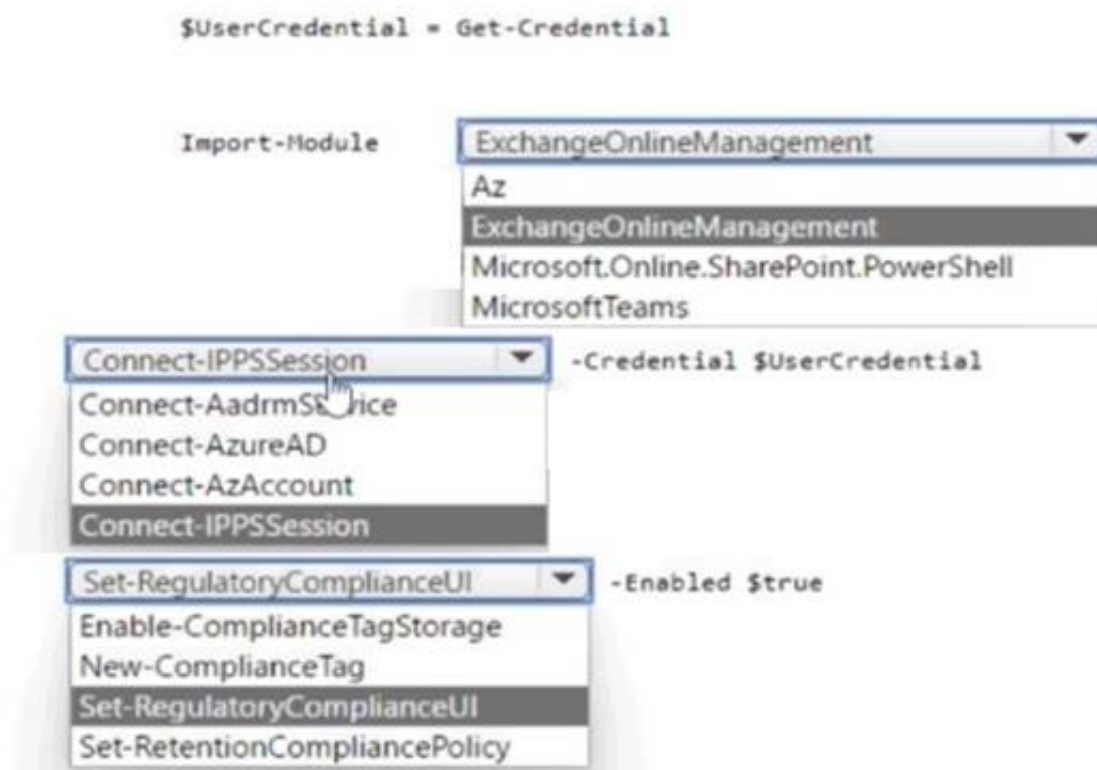
While creating a retention label, you discover that the Mark items as a regulatory record option is unavailable.

You need to ensure that the option is available when you create retention labels in the Microsoft Purview compliance portal.

How should you complete the PowerShell script? To answer, select the appropriate options in the answer area.

NOTE: Each correct selection is worth one point.

Answer Area

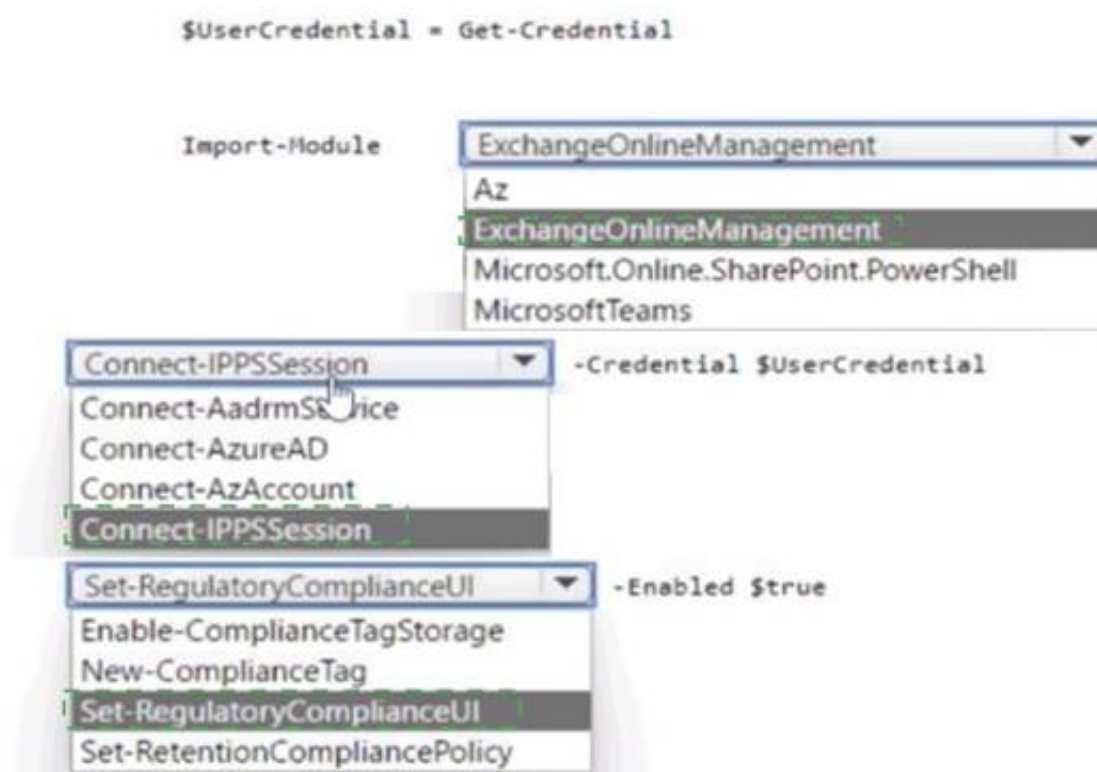


- A. Mastered
- B. Not Mastered

Answer: A

Explanation:

Answer Area



NEW QUESTION 9

- (Topic 1)

You need to recommend a solution that meets the compliance requirements for protecting the documents in the Data shared folder. What should you recommend?

- A. From the Microsoft 365 compliance center, configure a DLP policy.
- B. From the Microsoft 365 compliance center, configure a Content Search query.
- C. From the Microsoft 365 compliance center, configure an auto-labeling policy.
- D. From Azure Information Protection, configure a content scan job.

Answer: D

Explanation:

Reference:

<https://docs.microsoft.com/en-us/azure/information-protection/deploy-aip-scanner>

NEW QUESTION 10

- (Topic 1)

You have a Microsoft 365 tenant. You create the following:

- ? A sensitivity label
- ? An auto-labeling policy

You need to ensure that the sensitivity label is applied to all the data discovered by the auto-labeling policy.

What should you do first?

- A. Enable insider risk management.
- B. Create a trainable classifier.
- C. Run the Enable-TransportRule cmdlet.
- D. Run the policy in simulation mode.

Answer: D

Explanation:

Reference:
<https://docs.microsoft.com/en-us/microsoft-365/compliance/apply-sensitivity-label-automatically?view=o365-worldwide>

NEW QUESTION 10

HOTSPOT - (Topic 1)

You have Microsoft 365 E5 tenant that has a domain name of M365x925027.onmicrosoft.com.

You have a published sensitivity label.

The Encryption settings for the sensitivity label are configured as shown in the exhibit.

Encryption

Control who can access files and email messages that have this label applied. [Learn more about encryption settings](#)

☐

Remove encryption if the file is encrypted

☒

Configure encryption settings

ⓘ

Turning on encryption impacts Office files (Word, PowerPoint, Excel) that have this label applied. Because the files will be encrypted for security reasons, performance will be slow when the files are opened or saved, and some SharePoint and OneDrive features will be limited or unavailable. [Learn more](#)

Assign permissions now or let users decide?

Assign permissions now

The encryption settings you choose will be automatically enforced when the label is applied to email and Office files.

User access to content expires ⓘ

Never

Allow offline access ⓘ

Always

Assign permissions to specific users and groups * ⓘ

Assign permissions

3 items

Authenticated users:	Viewer	
LegalTeam@M365x925027.OnMicrosoft.com	Co-Author	
USSales@M365x925027.onmicrosoft.com	Reviewer	

Back

Next

Cancel

For each of the following statements, select Yes if statement is true. Otherwise, select No
NOTE: Each correct selection is worth one point.

Statements	Yes	No
Only users at your company can view an email that has the sensitivity label applied.	<input type="radio"/>	<input type="radio"/>
The owner of an email can assign permissions when applying the sensitivity label.	<input type="radio"/>	<input type="radio"/>
USSales@M365x925027.onmicrosoft.com can print an email that has the sensitivity label applied.	<input type="radio"/>	<input type="radio"/>

- A. Mastered
- B. Not Mastered

Answer: A

Explanation:

Box 1: Yes
When you create a sensitivity label, you can restrict access to content that the label will be applied to. Only users within your organization can open a confidential document or email.
Box 2: No
Assign permissions now has been selected.

Encryption

Control who can access files and email messages that have this label applied. [Learn more about encryption settings](#)

- ☐ Remove encryption if the file is encrypted
- ☒ Configure encryption settings

Turning on encryption impacts Office files (Word, PowerPoint, Excel) that have this label applied. Because the files will be encrypted for security reasons, performance will be slow when the files are opened or saved, and some SharePoint and OneDrive features will be limited or unavailable. [Learn more](#)

Assign permissions now or let users decide?

Assign permissions now

The encryption settings you choose will be automatically enforced when the label is applied to email and Office files.

User access to content expires

Never

Allow offline access

Always

Assign permissions to specific users and groups

[Assign permissions](#)

3 Items		
Authenticated users	Viewer	
LegalTeam@M365x925027.OnMicrosoft.com	Co-Author	
USSales@M365x925027.onmicrosoft.com	Reviewer	

Back

Next

Cancel

Box 3: No
 Only co-author and co-owner can print.

NEW QUESTION 13

- (Topic 1)

Note: This question is part of a series of questions that present the same scenario. Each question in the series contains a unique solution that might meet the stated goals. Some question sets might have more than one correct solution, while others might not have a correct solution.

After you answer a question in this section, you will NOT be able to return to it. As a result, these questions will not appear in the review screen.

You are configuring a file policy in Microsoft Cloud App Security.

You need to configure the policy to apply to all files. Alerts must be sent to every file owner who is affected by the policy. The policy must scan for credit card numbers, and alerts must be sent to the Microsoft Teams site of the affected department.

Solution: You use the Data Classification service inspection method and send alerts as email.

Does this meet the goal?

- A. Yes
- B. No

Answer: B

Explanation:

Reference:

<https://docs.microsoft.com/en-us/cloud-app-security/dcs-inspection> <https://docs.microsoft.com/en-us/cloud-app-security/data-protection-policies>

NEW QUESTION 14

- (Topic 1)

You receive an email that contains a list of words that will be used for a sensitive information type.

You need to create a file that can be used as the source of a keyword dictionary. In which format should you save the list?

- A. a JSON file that has an element for each word
- B. an ACCDB database file that contains a table named Dictionary
- C. an XML file that contains a keyword tag for each word
- D. a CSV file that contains words separated by commas

Answer: D

NEW QUESTION 15

HOTSPOT - (Topic 1)

You have a Microsoft 365 ES subscription that uses data loss prevention (DLP) to protect sensitive information.

You need to create scheduled reports that generate.

* DLP policy matches reported over the shortest frequency of time

* DLP incidents reported over the longest frequency of time

Which frequency should you configure for each report? To answer, select the appropriate options in the answer area.

NOTE: Each correct selection is worth one point.

Answer Area

DLP policy matches:

- Daily
- Every two days
- Weekly
- Every two weeks
- Monthly

DLP incidents:

- Weekly
- Every two weeks
- Monthly
- Every three months
- Every six months

- A. Mastered
- B. Not Mastered

Answer: A

Explanation:

Answer Area

DLP policy matches:

- Daily
- Every two days
- Weekly
- Every two weeks
- Monthly

DLP incidents:

- Weekly
- Every two weeks
- Monthly
- Every three months
- Every six months

NEW QUESTION 20

- (Topic 1)

Note: This question is part of a series of questions that present the same scenario. Each question in the series contains a unique solution that might meet the stated goals. Some question sets might have more than one correct solution, while others might not have a correct solution.

After you answer a question in this section, you will NOT be able to return to it. As a result, these questions will not appear in the review screen.

You have a Microsoft 365 tenant and 500 computers that run Windows 10. The computers are onboarded to the Microsoft 365 compliance center.

You discover that a third-party application named Tailspin_scanner.exe accessed protected sensitive information on multiple computers. Tailspin_scanner.exe is installed locally on the computers.

You need to block Tailspin_scanner.exe from accessing sensitive documents without preventing the application from accessing other documents.

Solution: From the Microsoft 365 Endpoint data loss prevention (Endpoint DLP) settings, you add the application to the unallowed apps list. Does this meet the goal?

- A. Yes
- B. No

Answer: A

Explanation:

Unallowed apps is a list of applications that you create which will not be allowed to access a DLP protected file.

Reference:

<https://docs.microsoft.com/en-us/microsoft-365/compliance/endpoint-dlp-using?view=o365-worldwide>

NEW QUESTION 22

HOTSPOT - (Topic 1)

You need to implement an information compliance policy to meet the following requirements:

? Documents that contain passport numbers from the United States, Germany, Australia, and Japan must be identified automatically.

? When a user attempts to send an email or an attachment that contains a passport number, the user must receive a tooltip in Microsoft Outlook.

? Users must be blocked from using Microsoft SharePoint Online or OneDrive for Business to share a document that contains a passport number.

What is the minimum number of sensitivity labels and auto-labeling policies you should create? To answer, select the appropriate options in the answer area.

NOTE: Each correct selection is worth one point.

Sensitivity labels:

▼

1

2

3

4

Auto-labeling policies:

▼

1

2

3

4

- A. Mastered
- B. Not Mastered

Answer: A

Explanation:

Sensitivity labels:

▼

1

2

3

4

Auto-labeling policies:

▼

1

2

3

4

NEW QUESTION 23

- (Topic 1)
You have a Microsoft 365 E5 subscription that contains a trainable classifier named Trainable1. You plan to create the items shown in the following table.

Name	Type
Label1	Sensitivity label
Label2	Retention label
Policy1	Retention label policy
DLP1	Data loss prevention (DLP) policy

Which items can use Trainable1?

- A. Label2 only
- B. Label1 and Label2 only
- C. Label1 and Policy1 only
- D. Label2 Policy1, and DLP1 only
- E. Label1, Label2, Policy1, and DLP1

Answer: A

NEW QUESTION 24

- (Topic 1)
You have a Microsoft 365 tenant that uses the following sensitivity labels:

- * Confidential
- * Internal
- * External

The labels are published by using a label policy named Policy1.

Users report that Microsoft Office for the web apps do not display the Sensitivity button. The Sensitivity button appears in Microsoft 365 Apps that are installed locally.

You need to ensure that the users can apply sensitivity labels to content when they use Office for the web apps.

Solution: You modify the publishing settings of Policy1. Does the meet the goal?

- A. Yes
- B. No

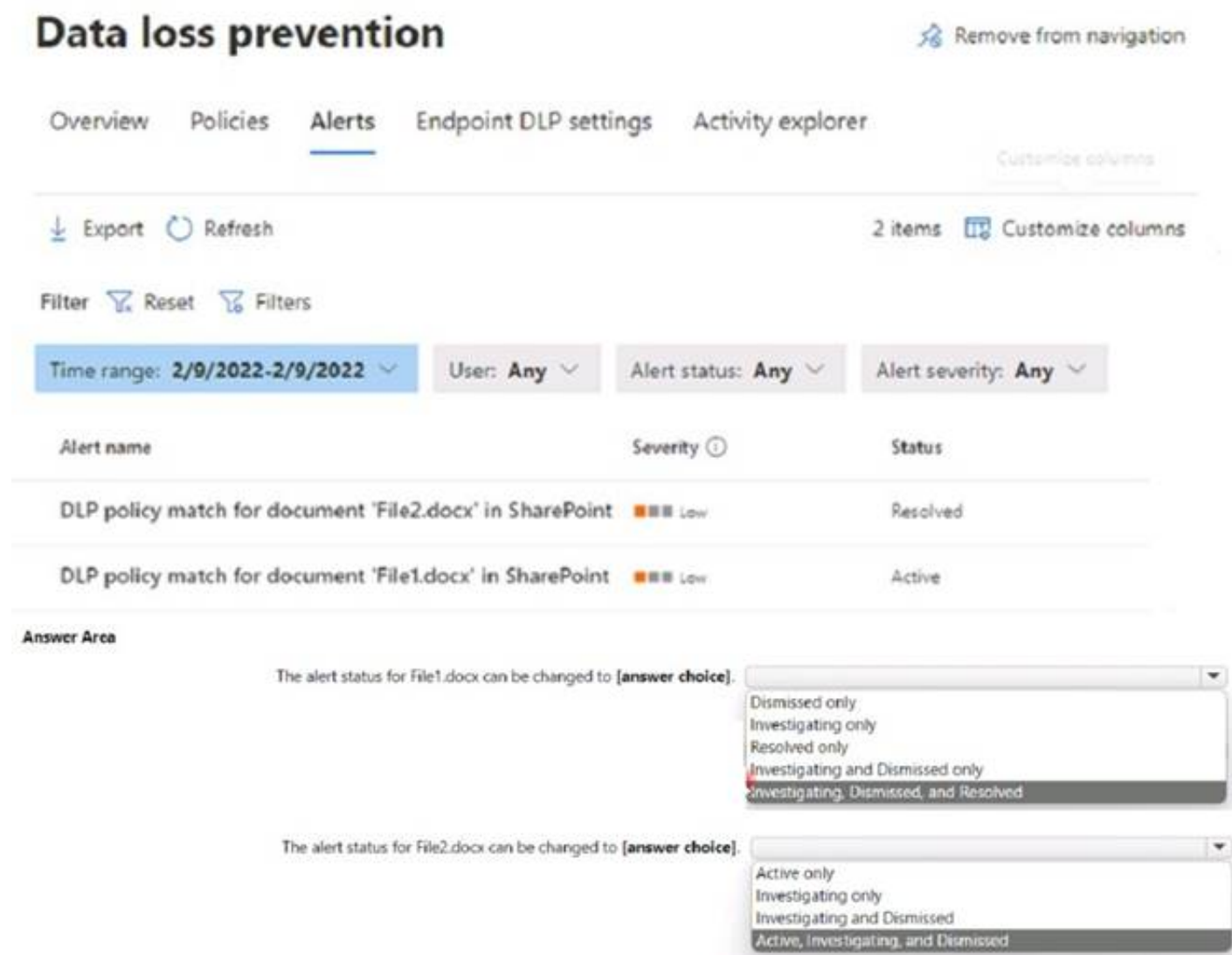
Answer: B

NEW QUESTION 27

HOTSPOT - (Topic 1)

You have a Microsoft 365 E5 subscription.

You have the alerts shown in the following exhibit



Data loss prevention Remove from navigation

Overview Policies Alerts Endpoint DLP settings Activity explorer Customize columns

Export Refresh 2 items Customize columns

Filter Reset Filters

Time range: 2/9/2022-2/9/2022 User: Any Alert status: Any Alert severity: Any

Alert name	Severity	Status
DLP policy match for document 'File2.docx' in SharePoint	Low	Resolved
DLP policy match for document 'File1.docx' in SharePoint	Low	Active

Answer Area

The alert status for File1.docx can be changed to [answer choice].

- Dismissed only
- Investigating only
- Resolved only
- Investigating and Dismissed only
- Investigating, Dismissed, and Resolved

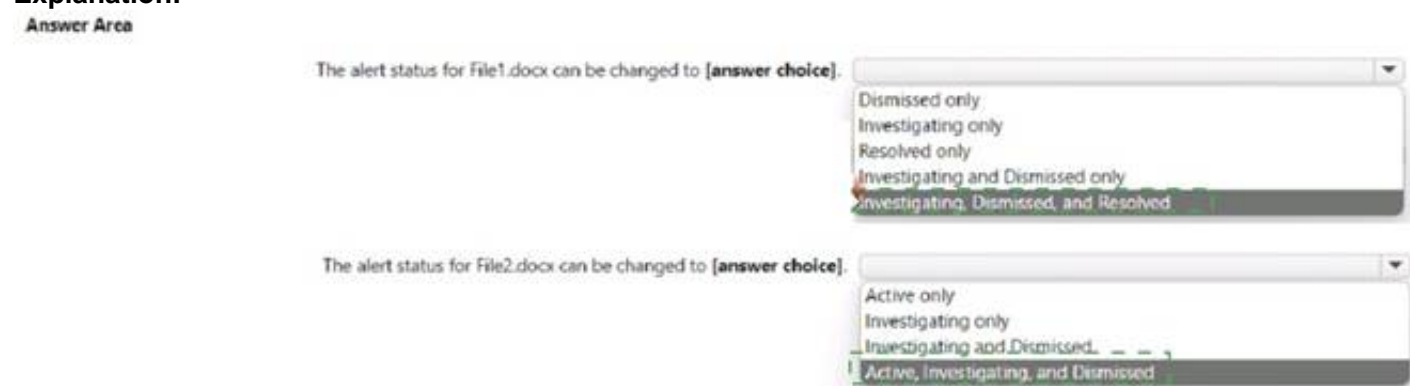
The alert status for File2.docx can be changed to [answer choice].

- Active only
- Investigating only
- Investigating and Dismissed
- Active, Investigating, and Dismissed

- A. Mastered
- B. Not Mastered

Answer: A

Explanation:



Answer Area

The alert status for File1.docx can be changed to [answer choice].

- Dismissed only
- Investigating only
- Resolved only
- Investigating and Dismissed only
- Investigating, Dismissed, and Resolved

The alert status for File2.docx can be changed to [answer choice].

- Active only
- Investigating only
- Investigating and Dismissed
- Active, Investigating, and Dismissed

NEW QUESTION 29

- (Topic 1)

You need to test Microsoft Office 365 Message Encryption (OME) capabilities for your company. The test must verify the following information:

The acquired default template names

The encryption and decryption verification status Which PowerShell cmdlet should you run?

- A. Test-ClientAccessRule
- B. Test-Mailflow
- C. Test-OAuthConnectivity
- D. Test-IRMConfiguration

Answer: D

Explanation:

Reference:

<https://docs.microsoft.com/en-us/microsoft-365/compliance/set-up-new-message-encryption-capabilities?view=o365-worldwide>

NEW QUESTION 31

- (Topic 1)

You have a Microsoft 365 E5 subscription that uses Yammer.

You need to create a Microsoft Purview communication compliance policy that will detect inappropriate images in Yammer conversations.

What should you do first?

- A. Configure Hybrid Mode for Yammer.
- B. Configure the Yammer network admin settings.
- C. Assign each user a Yammer license.
- D. Configure Native Mode for Yammer.

Answer: B

NEW QUESTION 33

HOTSPOT - (Topic 1)

You have a Microsoft 365 E5 tenant.

Data loss prevention (DLP) policies are applied to Exchange email, SharePoint sites, and OneDrive accounts locations.

You need to use PowerShell to retrieve a summary of the DLP rule matches from the last seven days.

Which PowerShell module and cmdlet should you use? To answer, select the appropriate options in the answer area.

NOTE: Each correct selection is worth one point.

Module:

Exchange Online

SharePoint Online

Cmdlet:

Get-DlpDetailReport

Get-DlpDetectionsReport

Get-DlpPolicy

Get-DlpSiDetectionsReport

- A. Mastered
- B. Not Mastered

Answer: A

Explanation:

Module:

Azure Active Directory (Azure AD)

Exchange Online

SharePoint Online

Cmdlet:

Get-DlpDetailReport

Get-DlpDetectionsReport

Get-DlpPolicy

Get-DlpSiDetectionsReport

NEW QUESTION 34

- (Topic 1)

Note: This question is part of a series of questions that present the same scenario. Each

question in the series contains a unique solution that might meet the stated goals. Some question sets might have more than one correct solution, while others might not have a correct solution.

After you answer a question in this section, you will NOT be able to return to it. As a result, these questions will not appear in the review screen.

You have a Microsoft 365 subscription.

You have a user named User1. Several users have full access to the mailbox of User1. Some email messages sent to User1 appear to have been read and deleted before the user viewed them.

When you search the audit log in the Microsoft Purview compliance portal to identify who signed in to the mailbox of User1, the results are blank.

You need to ensure that you can view future sign-ins to the mailbox of User1. Solution: You run the Set-AdminAuditLogConfig -AdminAuditLogEnabled \$true -AdminAuditLogCmdlets "Mailbox" command.

Does that meet the goal?

A. Yes

B. NO

Answer: B

NEW QUESTION 37

- (Topic 1)

Note: This question is part of a series of questions that present the same scenario. Each question in the series contains a unique solution that might meet the stated goals. Some question sets might have more than one correct solution, while others might not have a correct solution.

After you answer a question in this section, you will NOT be able to return to it. As a result, these questions will not appear in the review screen.

You implement Microsoft 365 Endpoint data loss prevention (Endpoint DLP).

You have computers that run Windows 10 and have Microsoft 365 Apps installed. The computers are joined to Azure Active Directory (Azure AD).

You need to ensure that Endpoint DLP policies can protect content on the computers. Solution: You deploy the Endpoint DLP configuration package to the computers. Does this meet the goal?

A. Yes

B. No

Answer: A

Explanation:

Reference:

<https://docs.microsoft.com/en-us/microsoft-365/compliance/endpoint-dlp-getting-started?view=o365-worldwide>

<https://docs.microsoft.com/en-us/microsoft-365/security/defender-endpoint/configure-endpoints?view=o365-worldwide>

NEW QUESTION 41

- (Topic 1)

You have a Microsoft 365 E5 subscription.

You plan to implement retention policies for Microsoft Teams. Which item types can be retained?

A. voice memos from the Teams mobile client

B. embedded images

C. code snippets

Answer: A

NEW QUESTION 44

HOTSPOT - (Topic 1)

You enable archive mailboxes for all the users at your company. The Default MRM Policy is shown in the MRM exhibit.

Default MRM Policy

This policy contains the following retention tags

1 Month Delete

1 Week Delete

1 Year Delete

5 Year Delete

6 Month Delete

Default 2 year move to archive

Junk Email

Never Delete

Personal 1 year move to archive

Personal 5 year move to archive

Personal never move to archive

Recoverable items 14 days move to archive

A Microsoft 365 retention label policy is shown in the Label Policy exhibit.

Exchange Label Policy

Status

Enabled (Pending)

Policy name

Exchange Label Policy

Description

Label policy for Exchange

Applies to content in these locations

Exchange email

Settings

Publish labels for your users

- 10 Year – Do not Delete
- 2 Year Delete

Preservation lock

No

You need to identify the following:

? How many years until an email is archived?

? What should you modify to change the retention period for archiving?

What should you identify? To answer, select the appropriate options in the answer area. NOTE: Each correct selection is worth one point.

By default, email is:

	▼
Deleted after two years	
Deleted after one month	
Retained in the mailbox for 10 years	
Moved to the archive mailbox after two years	

To change the retention period for archiving, modify:

	▼
The Default MRM Policy	
The Exchange Label Policy	
The properties of the archive mailbox	

- A. Mastered
- B. Not Mastered

Answer: A

Explanation:

By default, email is:

Deleted after two years
Deleted after one month
Retained in the mailbox for 10 years
Moved to the archive mailbox after two years

To change the retention period for archiving, modify:

The Default MRM Policy
The Exchange Label Policy
The properties of the archive mailbox

NEW QUESTION 47
 - (Topic 1)
 You have a Microsoft 365 E5 tenant.
 You create a data loss prevention (DLP) policy.
 You need to ensure that the policy protects documents in Microsoft Teams chat sessions. Which location should you enable in the policy?

A. OneDrive accounts
 B. Teams chat and channel messages
 C. Exchange email
 D. SharePoint sites

Answer: A

NEW QUESTION 50
 HOTSPOT - (Topic 1)
 You have a Microsoft 365 E5 subscription that contains the devices shown in the following table.

Name	Platform	Microsoft Intune
Device1	Windows 11	Not enrolled
Device2	macOS	Enrolled

You need to onboard the devices to Microsoft Purview. The solution must ensure that you can apply Endpoint data loss prevention (Endpoint DLP) policies to the devices. What can you use to onboard each device? To answer, select the appropriate options in the answer area.
 NOTE: Each correct selection is worth one point.

Answer Area

Device1:

The Company Portal app only
Microsoft Endpoint Manager only
A local script and Group Policy only
The Company Portal app and Microsoft Endpoint Manager only
A local script, Group Policy, and Microsoft Endpoint Manager

Device2:

The Company Portal app only
A local script only
Microsoft Endpoint Manager only
A local script and Microsoft Endpoint Manager only
The Company Portal app and Microsoft Endpoint Manager only
The Company Portal app, a local script, and Microsoft Endpoint Manager

- A. Mastered
 B. Not Mastered

Answer: A

Explanation:
 Answer Area

Device1:

The Company Portal app only
Microsoft Endpoint Manager only
A local script and Group Policy only
The Company Portal app and Microsoft Endpoint Manager only
A local script, Group Policy, and Microsoft Endpoint Manager

Device2:

The Company Portal app only
A local script only
Microsoft Endpoint Manager only
A local script and Microsoft Endpoint Manager only
The Company Portal app and Microsoft Endpoint Manager only
The Company Portal app, a local script, and Microsoft Endpoint Manager

NEW QUESTION 55

- (Topic 1)

You have a Microsoft 365 E5 subscription that contains a Microsoft SharePoint Online site named Site1.

You create an information barrier segment named Segment1. You need to add Segment 1 to Site1.

What should you do first?

- A. Run the Set-SPOSite cmdlet.
- B. Run the Set-SPOTenant cmdlet.
- C. Create an information barrier policy.
- D. Modify the permissions of Site1.

Answer: D

NEW QUESTION 57

- (Topic 1)

You need to ensure that documents in a Microsoft SharePoint Online site that contain a reference to Project Alpha are retained for two years, and then deleted.

Which two objects should you create? Each correct answer presents part of the solution. (Choose two.)

NOTE: Each correct selection is worth one point.

- A. a retention policy
- B. an auto-apply label policy
- C. a sensitive info type
- D. a retention label
- E. a sensitivity label
- F. a publishing label policy

Answer: BD

Explanation:

Reference:

<https://docs.microsoft.com/en-us/microsoft-365/compliance/apply-retention-labels-automatically?view=o365Worldwide>

NEW QUESTION 61

DRAG DROP - (Topic 1)

You have a Microsoft 365 tenant.

A new regulatory requirement states that all documents containing a patent ID be labeled, retained for 10 years, and then deleted. The policy used to apply the retention settings must never be disabled or deleted by anyone.

You need to implement the regulatory requirement.

Which three actions should you perform in sequence? To answer, move the appropriate actions from the list of actions to the answer area and arrange them in the correct order. (Choose three.)

Actions

Answer Area

Create a retention policy.

Add a preservation lock.

Add a management lock.

Create a retention label.

Create a retention label policy.

- A. Mastered
- B. Not Mastered

Answer: A

Explanation:

Actions

Answer Area

Create a retention policy.

Add a preservation lock.

Add a management lock.

Create a retention label.

Create a retention label policy.

Create a retention label.

Create a retention label policy.

Add a preservation lock.

NEW QUESTION 62

- (Topic 1)

Note: This question is part of a series of questions that present the same scenario. Each question in the series contains a unique solution that might meet the stated goals. Some question sets might have more than one correct solution, while others might not have a correct solution.

After you answer a question in this section, you will NOT be able to return to it. As a result, these questions will not appear in the review screen.

You have a Microsoft 365 E5 subscription.

You need to identify resumes that are stored in the subscription by using a built-in trainable classifier.

Solution: You create an auto-labeling policy for a retention label. Does this meet the goal?

A. Yes

B. No

Answer: B

NEW QUESTION 64

HOTSPOT - (Topic 1)

You have a Microsoft E5 365 tenant.

You need to ensure that you can use sensitivity labels to declare regulatory records. Which PowerShell cmdlet should you run, and which type of policy should you use? To

answer, select the appropriate options in the answer area.

NOTE: Each correct selection is worth one point.

Cmdlet:

	▼
Set-RetentionCompliancePolicy	
Set-RegulatoryComplianceUI	
Set-RetentionPolicyTag	

Policy type:

	▼
Auto-labeling policy	
Retention label policy	
Retention policy	

A. Mastered

B. Not Mastered

Answer: A

Explanation:

Cmdlet:

	▼
Set-RetentionCompliancePolicy	
Set-RegulatoryComplianceUI	
Set-RetentionPolicyTag	

Policy type:

	▼
Auto-labeling policy	
Retention label policy	
Retention policy	

NEW QUESTION 65

- (Topic 1)

You have a Microsoft 365 tenant that contains the users shown in the following table.

Name	Role
User1	Global administrator
User2	Security administrator
User3	Compliance administrator
User4	Search administrator

You configure a retention label to trigger a disposition review at the end of the retention period.

Which users can access the Disposition tab in the Microsoft 365 compliance center to review the content?

A. User1 only

B. User2 only

C. User3 only

D. User1 and User3

E. User3 and User4

Answer: C

Explanation:

Reference:

D18912E1457D5D1DDCBD40AB3BF70D5D

<https://docs.microsoft.com/en-us/microsoft-365/security/office-365-security/permissions-in-the-security-andcompliance-center?view=o365-worldwide>

NEW QUESTION 66

HOTSPOT - (Topic 1)

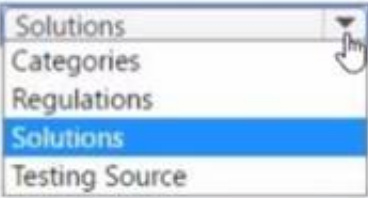
You have a Microsoft 365 E5 subscription.


You are evaluating Data Protection Baseline compliance by using Compliance Manager. You need to identify improvement actions that meet the following requirements:

- Provide data loss prevention (DLP) policy recommendations.
- Provide Data Protection Baseline recommendations.

Which filter should you use for each requirement? To answer, select the appropriate options in the answer area.

Answer Area

DLP policy recommendations: 

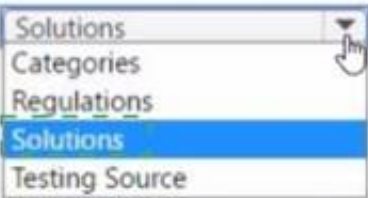
Data Protection Baseline recommendations: 

- A. Mastered
B. Not Mastered

Answer: A

Explanation:

Answer Area

DLP policy recommendations: 

Data Protection Baseline recommendations: 

NEW QUESTION 71

HOTSPOT - (Topic 1)

You create a sensitivity label as shown in the Sensitivity Label exhibit.

Review your settings and finish

Name

Sensitivity1

Display name

Sensitivity1

Description for users

Sensitivity1

Scope

File,Email

Encryption

Content marking

Watermark: Watermark

Header: Header

Auto-labeling

Group settings

Site settings

Auto-labeling for database columns

None

You create an auto-labeling policy as shown in the Auto Labeling Policy exhibit.

Auto-labeling policy

Edit policy

Delete policy

Policy name

Auto-labeling policy

Description

Label in simulation

Sensitivity1

Info to label

IP Address

Apply to content in these locations

Exchange email All

Rules for auto-applying this label

Exchange email 1 rule

Mode

On

Comment

A user sends the following email:
From: user1@contoso.com To: user2@fabrikam.com Subject: Address List Message Body:
Here are the lists that you requested. Attachments:
<<File1.docx>>
<<File2.xml>>
Both attachments contain lists of IP addresses.
For each of the following statements, select Yes if the statement is true. Otherwise, select No.
NOTE: Each correct selection is worth one point.

Statements	Yes	No
Sensitivity1 is applied to the email.	<input type="radio"/>	<input type="radio"/>
A watermark is added to File1.docx.	<input type="radio"/>	<input type="radio"/>
A header is added to File2.xml.	<input type="radio"/>	<input type="radio"/>

- A. Mastered
- B. Not Mastered

Answer: A

Explanation:

Statements	Yes	No
Sensitivity1 is applied to the email.	<input checked="" type="radio"/>	<input type="radio"/>
A watermark is added to File1.docx.	<input checked="" type="radio"/>	<input type="radio"/>
A header is added to File2.xml.	<input type="radio"/>	<input checked="" type="radio"/>

NEW QUESTION 74

- (Topic 1)

You need to create a retention policy to retain all the files from Microsoft Teams channel conversations and private chats. Which two locations should you select in the retention policy? Each correct answer present part of the solution.
 NOTE: Each correct selection is worth one point.

- A. Team channel messages
- B. OneDrive accounts
- C. SharePoint sites
- D. Exchange email
- E. Office 365 groups
- F. Team chats

Answer: BC

Explanation:

Reference:
<https://support.microsoft.com/en-us/office/file-storage-in-teams-df5cc0a5-d1bb-414c-8870-46c6eb76686a>

NEW QUESTION 79

- (Topic 1)

You have a Microsoft 365 E5 tenant and the Windows 10 devices shown in the following table.

Name	Azure Active Directory (Azure AD)-joined	Configuration
Device1	Yes	Onboarded to the Microsoft 365 compliance center
Device2	Yes	Onboarded to Microsoft Defender for Endpoint
Device3	Yes	Enrolled in Microsoft Intune
Device4	No	Enrolled in Microsoft Intune

To which devices can you apply Microsoft 365 Endpoint data loss prevention (Endpoint DLP) settings?

- A. Device1, Device3, and Device4 only
- B. Device1, Device2, Device3, and Device4
- C. Device1 and Device2 only
- D. Device1 and Device3 only
- E. Device1 only

Answer: C

Explanation:

Reference:
<https://docs.microsoft.com/en-us/microsoft-365/compliance/endpoint-dlp-getting-started?view=o365-worldwide>

NEW QUESTION 80

HOTSPOT - (Topic 1)

You have a Microsoft 365 E5 subscription that contains the groups shown in the following table.

Name	Type
Group1	Microsoft 365
Group2	Security

The subscription contains the resources shown in the following table.

Name	Type
Site1	Microsoft SharePoint Online site
Team1	Microsoft Teams team

You create a sensitivity label named Label 1.

You need to publish Label! and have the label apply automatically.

To what can you publish Label 1, and to what can Label! be auto-applied? To answer, select the appropriate options in the answer area.

NOTE: Each correct selection is worth one point.

Answer Area

Publish to:

Group1 and Site1 only

Site1 only

Group1 only

Group1 and Group2 only

Group1 and Site1 only

Site1 and Team1 only

Group1, Group2, Site1, and Team1

Auto-apply to:

Site1 only

Site1 only

Group1 only

Group1 and Group2 only

Group1 and Site1 only

Site1 and Team1 only

Group1, Group2, Site1, and Team1

- A. Mastered
- B. Not Mastered

Answer: A

Explanation:

Answer Area

Publish to:

Group1 and Site1 only

Site1 only

Group1 only

Group1 and Group2 only

Group1 and Site1 only

Site1 and Team1 only

Group1, Group2, Site1, and Team1

Auto-apply to:

Site1 only

Site1 only

Group1 only

Group1 and Group2 only

Group1 and Site1 only

Site1 and Team1 only

Group1, Group2, Site1, and Team1

NEW QUESTION 83

- (Topic 1)

You have a Microsoft 365 subscription.

You need to be notified by email whenever an administrator starts an eDiscovery search. What should you do from the Microsoft Purview compliance portal?

- A. From eDiscovery, create an eDiscovery case.
- B. From Policies, create an alert policy.
- C. From Records management, create event type.
- D. From Content search, create a new search.

Answer: B

NEW QUESTION 84

- (Topic 1)

You have a Microsoft 365 tenant.

You discover that email does NOT use Microsoft Office 365 Message Encryption (OME). You need to ensure that OME can be applied to email.

What should you do first?

- A. Enable Microsoft Defender for Office 365.
- B. Activate Azure Information Protection.
- C. Activate Azure Rights Management (Azure RMS).
- D. Create an Azure key vault.

Answer: C

Explanation:

Reference:

<https://docs.microsoft.com/en-us/microsoft-365/compliance/set-up-new-message-encryption-capabilities?view=o365-worldwide>

NEW QUESTION 88

- (Topic 1)

You have a Microsoft 365 tenant that uses Microsoft Office 365 Message Encryption (OME).

You need to ensure that any emails containing attachments and sent to user1@contoso.com are encrypted automatically by using OME.

What should you do?

- A. From the Exchange admin center, create a new sharing policy.
- B. From the Microsoft 365 security center, create a Safe Attachments policy.
- C. From the Exchange admin center, create a mail flow rule.
- D. From the Microsoft 365 compliance center, configure an auto-apply retention label policy.

Answer: C

Explanation:

You can create mail flow rules to help protect email messages you send and receive. You can set up rules to encrypt any outgoing email messages and remove encryption from encrypted messages coming from inside your organization or from replies to encrypted messages sent from your organization.

Reference:

<https://docs.microsoft.com/en-us/microsoft-365/compliance/define-mail-flow-rules-to-encrypt-email?view=o365-worldwide>

NEW QUESTION 89

HOTSPOT - (Topic 1)

You plan to implement Microsoft 365 Endpoint data loss prevention (Endpoint DLP).

You need to identify which end user activities can be audited on the endpoints, and which activities can be restricted on the endpoints.

What should you identify for each activity? To answer, select the appropriate options in the answer area.

NOTE: Each correct selection is worth one point.

Print a protected document:

	▼
Can be audited only	
Can be restricted only	
Can be audited and restricted	

Create a document in a monitored location:

	▼
Can be audited only	
Can be restricted only	
Can be audited and restricted	

Copy a protected document to USB removable media:

	▼
Can be audited only	
Can be restricted only	
Can be audited and restricted	

- A. Mastered
- B. Not Mastered

Answer: A

Explanation:

Print a protected document:

Can be audited only
Can be restricted only
Can be audited and restricted

Create a document in a monitored location:

Can be audited only
Can be restricted only
Can be audited and restricted

Copy a protected document to USB removable media:

Can be audited only
Can be restricted only
Can be audited and restricted

NEW QUESTION 92

HOTSPOT - (Topic 1)

While creating a retention label, you discover that the following options are missing:

? Mark items as a record

? Mark items as a regulatory record

You need to ensure that the options are available when you create retention labels in the Microsoft 365 compliance center.

How should you complete the PowerShell script? To answer, select the appropriate options in the answer area.

NOTE: Each correct selection is worth one point.

```
$UserCredential = Get-Credential
```

Import-Module

AzureRM
ExchangeOnlineManagement
Microsoft.Online.SharePoint.PowerShell
MicrosoftTeams

-Credential \$UserCredential

Connect-AadrmService
Connect-AzureAD
Connect-AzureRMAccount
Connect-IPPSSession

-Enabled \$true

Enable-ComplianceTagStorage
New-ComplianceTag
Set-RegulatoryComplianceUI
Set-RetentionCompliancePolicy

- A. Mastered
- B. Not Mastered

Answer: A

Explanation:

```
$UserCredential = Get-Credential
```

Import-Module

AzureRM
ExchangeOnlineManagement
Microsoft.Online.SharePoint.PowerShell
MicrosoftTeams

-Credential \$UserCredential

Connect-AadrmService
Connect-AzureAD
Connect-AzureRMAccount
Connect-IPPSSession

-Enabled \$true

Enable-ComplianceTagStorage
New-ComplianceTag
Set-RegulatoryComplianceUI
Set-RetentionCompliancePolicy

NEW QUESTION 96

- (Topic 1)

You have a Microsoft SharePoint Online site named Site1 that contains a document library. The library contains more than 1,000 documents. Some of the documents are job applicant resumes. All the documents are in the English language.

You plan to apply a sensitivity label automatically to any document identified as a resume. Only documents that contain work experience, education, and accomplishments must be labeled automatically.

You need to identify and categorize the resumes. The solution must minimize administrative effort.

What should you include in the solution?

- A. a trainable classifier
- B. a keyword dictionary OC.
- C. a function
- D. an exact data match (EDM) classifier

Answer: A

NEW QUESTION 101

- (Topic 1)

You have a Microsoft SharePoint Online site that contains employee contracts in a document library named Contracts.

The contracts must be treated as records in accordance with your company's records management policy.

You need to implement a solution to automatically mark all the contracts as records when they are uploaded to Contracts.

Which two actions should you perform? Each correct answer presents part of the solution. (Choose two.)

NOTE: Each correct selection is worth one point.

- A. Create a sensitivity label.
- B. Create a retention label.
- C. Configure a default label on the Contracts document library.
- D. Create a retention policy.
- E. Create a SharePoint Records Center.
- F. Create a retention lock.

Answer: BC

Explanation:

Reference:

<https://docs.microsoft.com/en-us/microsoft-365/compliance/create-apply-retention-labels?view=o365-worldwide>

NEW QUESTION 104

- (Topic 1)

You need to automatically apply a sensitivity label to documents that contain information about your company's network including computer names, IP addresses, and configuration information. Which two objects should you use? Each correct answer presents part of the solution. (Choose two.)

NOTE: Each correct selection is worth one point.

- A. an Information protection auto-labeling policy
- B. a custom trainable classifier
- C. a sensitive info type that uses a regular expression
- D. a data loss prevention (DLP) policy
- E. a sensitive info type that uses keywords
- F. a sensitivity label that has auto-labeling

Answer: AB

Explanation:

Reference:

<https://docs.microsoft.com/en-us/microsoft-365/compliance/classifier-learn-about?view=o365-worldwide>

<https://docs.microsoft.com/en-us/microsoft-365/compliance/apply-sensitivity-label-automatically?view=o365-worldwide>

NEW QUESTION 105

- (Topic 1)

You have a Microsoft 365 ES tenant that uses Microsoft Teams and contains two users named User1 and User2.

You create a data loss prevention (DLP) policy that is applied to the Teams chat and channel messages location for user1 and user2.

Which Teams entities will have DLP protection? Purview compliance portal?

- A. 1:1/n chats and general channels only
- B. 1:1/chats and private channels only
- C. 1:1/ chats, general channels, and private channels
- D. DLP policy matches

Answer: BD

NEW QUESTION 110

- (Topic 1)

You have a data loss prevention (DLP) policy that applies to the Devices location. The policy protects documents that contain States passport numbers.

Users reports that they cannot upload documents to a travel management website because of the policy.

You need to ensure that the users can upload the documents to the travel management website. The solution must prevent the protected content from being uploaded to other locations.

Which Microsoft 365 Endpoint data loss prevention (Endpoint DLP) setting should you configure?

- A. Unallowed apps
- B. File path exclusions
- C. Service domains
- D. Unallowed browsers

Answer: C

Explanation:

You can control whether sensitive files protected by your policies can be uploaded to specific service domains from Microsoft Edge.

? If the list mode is set to Block, then user will not be able to upload sensitive items to those domains. When an upload action is blocked because an item matches a DLP policy, DLP will either generate a warning or block the upload of the sensitive item.

? If the list mode is set to Allow, then users will be able to upload sensitive items only to those domains, and upload access to all other domains is not allowed.

Reference:

<https://docs.microsoft.com/en-us/microsoft-365/compliance/endpoint-dlp-using?view=o365-worldwide>

NEW QUESTION 114

- (Topic 1)

You plan to import a file plan to the Microsoft 365 compliance center.

Which object type can you create by importing a records management file plan?

- A. retention label policies
- B. sensitive info types
- C. sensitivity labels
- D. retention labels

Answer: A

Explanation:

File plan in Records management allows you to bulk-create retention labels by importing the relevant information from a spreadsheet.

Reference:

<https://docs.microsoft.com/en-us/microsoft-365/compliance/file-plan-manager?view=o365-worldwide>

NEW QUESTION 115

- (Topic 1)

You implement Microsoft 365 Endpoint data loss prevention (Endpoint DLP).

You have computers that run Windows 10 and have Microsoft 365 Apps installed. The computers are joined to Azure Active Directory (Azure AD).

You need to ensure that Endpoint DLP policies can protect content on the computers. Solution: You deploy the unified labeling client to the computers.

Does this meet the goal?

- A. Yes
- B. No

Answer: B

Explanation:

Reference:

<https://docs.microsoft.com/en-us/microsoft-365/compliance/endpoint-dlp-getting-started?view=o365-worldwide>

NEW QUESTION 117

- (Topic 1)

You have a Microsoft 365 tenant that uses the following sensitivity labels:

- * Confidential
- * Internal
- * External

The labels are published by using a label policy named Policy1.

Users report that Microsoft Office for the web apps do not display the Sensitivity button. The Sensitivity button appears in Microsoft 365 Apps that are installed locally.

You need to ensure that the users can apply sensitivity labels to content when they use Office for the web apps.

Solution: You run the Execute-AzureAdLabelSync cmdlet. Does this meet the goal?

- A. Yes
- B. No

Answer: A

NEW QUESTION 119

- (Topic 1)

You have a Microsoft 365 E5 tenant that contains a Microsoft SharePoint Online document library named Library 1.

You need to declare a collection of files that are stored in Library1 as regulatory records. What should you use?

- A. a sensitivity label policy
- B. data loss prevention (DLP) policy
- C. a retention policy
- D. a retention label policy

Answer: D

NEW QUESTION 122

- (Topic 1)

Each product group at your company must show a distinct product logo in encrypted emails instead of the standard Microsoft Office 365 logo.

What should you do to create the branding templates?

- A. Create a Transport rule.
- B. Create an RMS template.
- C. Run the Set-IRMConfiguration cmdlet.
- D. Run the New-OMEConfiguration cmdlet.

Answer: D

Explanation:

Reference:

<https://docs.microsoft.com/en-us/microsoft-365/compliance/add-your-organization-brand-to-encryptedmessages?view=o365-worldwide>

NEW QUESTION 124

- (Topic 1)

You need to recommend a solution that meets the compliance requirements for viewing DLP tooltip justifications.

What should you recommend?

- A. Instruct the compliance department users to review the False positive and override report.
- B. Configure a Microsoft Power Automate workflow to route DLP notification emails to the compliance department.
- C. Instruct the compliance department users to review the DLP incidents report.
- D. Configure an Azure logic app to route DLP notification emails to the compliance department.

Answer: A

Explanation:

Reference:

<https://docs.microsoft.com/en-us/microsoft-365/compliance/view-the-dlp-reports?view=o365-worldwide>

NEW QUESTION 129

- (Topic 1)

You create a retention label that has a retention period of seven years.

You need to ensure that documents containing a credit card number are retained for seven years. Other documents must not be retained.

What should you create?

- A. a retention label policy of type publish
- B. a retention policy that retains files automatically
- C. a retention policy that deletes files automatically
- D. a retention label policy of type auto-apply

Answer: D

Explanation:

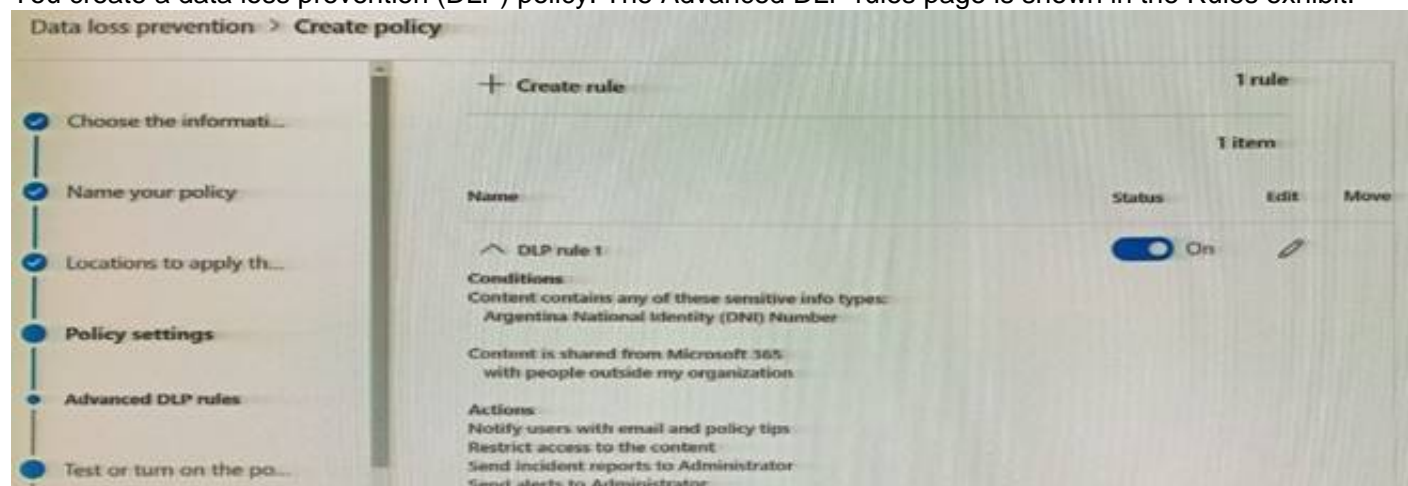
Reference:

<https://docs.microsoft.com/en-us/microsoft-365/compliance/apply-retention-labels-automatically?view=o365-worldwide>

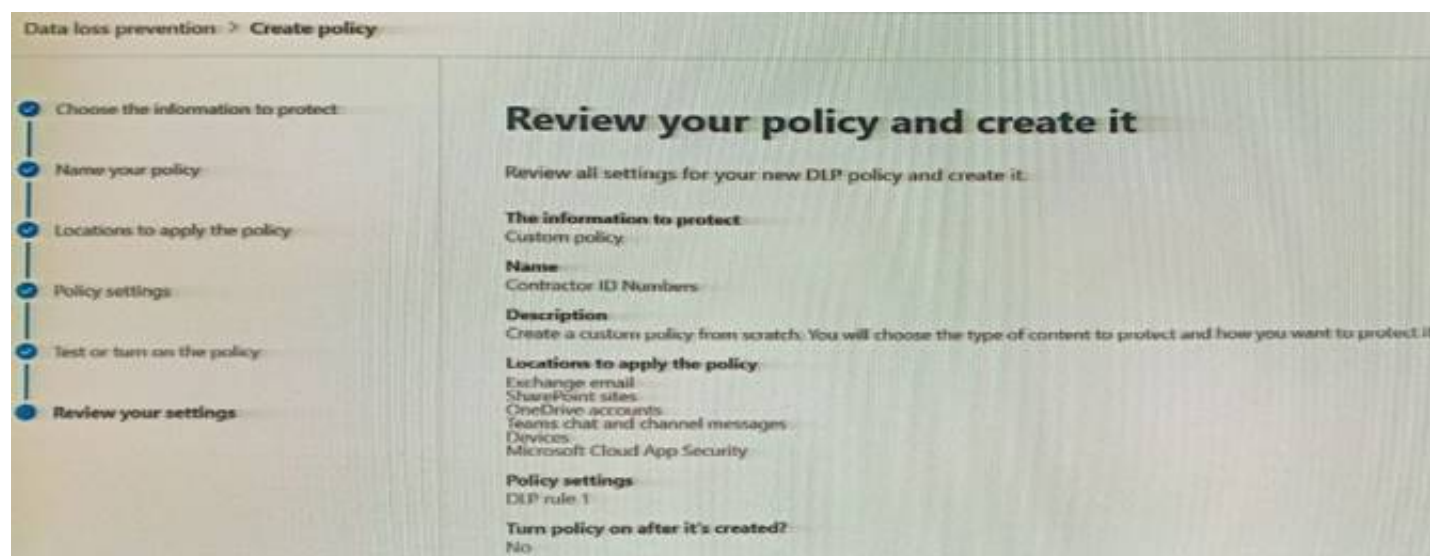
NEW QUESTION 131

- (Topic 1)

You create a data loss prevention (DLP) policy. The Advanced DLP rules page is shown in the Rules exhibit.



The Review your settings page is shown in the review exhibit.



You need to review the potential impact of enabling the policy without applying the actions. What should you do?

- A. Edit the policy, remove all the actions in DLP rule 1, and select I'd like to test it out first.
- B. Edit the policy, remove the Restrict access to the content and Send incident report to Administrator actions, and then select Yes, turn it on right away.
- C. Edit the policy, remove all the actions in DLP rule 1, and select Yes, turn it on right away.
- D. Edit the policy, and then select I'd like to test it out first.

Answer: D

Explanation:

Reference:

<https://docs.microsoft.com/en-us/microsoft-365/compliance/create-a-dlp-policy-from-a-template?view=o365-worldwide>

NEW QUESTION 132

HOTSPOT - (Topic 1)

You have a Microsoft 365 tenant.

A retention hold is applied to all the mailboxes in Microsoft Exchange Online.

A user named User1 leaves your company, and the account of User1 is deleted from Azure Active Directory (Azure AD).

You need to create a new user named User2 and provide User2 with access to the mailbox of User1.

How should you complete the PowerShell command? To answer, select the appropriate options in the answer area.

NOTE: Each correct selection is worth one point.

```
$InactiveMailbox = Get-Mailbox -InactiveMailboxOnly -Identity <distinguished name>
```

	\$InactiveMailbox.DistinguishedName
New-Mailbox	-InactiveMailbox
New-MailboxRestoreRequest	-LitigationHoldEnabled
Restore-RecoverableItems	-RetentionHoldEnabled
Set-Mailbox	-SourceMailbox

```
-Name User2 -DisplayName User2 -MicrosoftOnlineServicesID user2@contoso.com  
-Password (ConvertTo-SecureString -String 'RdFGFfhjjhgff$^^7' -AsPlainText -Force)  
-ResetPasswordOnNextLogon $true
```

- A. Mastered
- B. Not Mastered

Answer: A

Explanation:

```
$InactiveMailbox = Get-Mailbox -InactiveMailboxOnly -Identity <distinguished name>
```

	\$InactiveMailbox.DistinguishedName
New-Mailbox	-InactiveMailbox
New-MailboxRestoreRequest	-LitigationHoldEnabled
Restore-RecoverableItems	-RetentionHoldEnabled
Set-Mailbox	-SourceMailbox

```
-Name User2 -DisplayName User2 -MicrosoftOnlineServicesID user2@contoso.com  
-Password (ConvertTo-SecureString -String 'RdFGFfhjjhgff$^^7' -AsPlainText -Force)  
-ResetPasswordOnNextLogon $true
```

NEW QUESTION 134

- (Topic 2)

You need to meet the technical requirements for the Site3 documents. What should you create?

- A. a retention label policy and a retention label that uses an event
- B. a sensitive info type that uses a dictionary and a sensitivity label
- C. a sensitive info type that uses a regular expression and a sensitivity label
- D. a retention policy that has Only delete items when they reach a certain age selected

Answer: D

Explanation:

Reference:

<https://docs.microsoft.com/en-us/microsoft-365/compliance/event-driven-retention?view=o365-worldwide>

NEW QUESTION 137

HOTSPOT - (Topic 2)

You are reviewing policies for the SharePoint Online environment.

For each of the following statements, select Yes if the statement is true. Otherwise, select No.

NOTE: Each correct selection is worth one point.

Statements	Yes	No
If a user creates a file in Site4 on January 1, 2021, users will be able to access the file on January 15, 2023.	<input type="radio"/>	<input type="radio"/>
If a user deletes a file from Site4 that was created on January 1, 2021, an administrative user will be able to recover the file on April 15, 2023.	<input type="radio"/>	<input type="radio"/>
If a user deletes a file from Site4 that was created on January 1, 2021, an administrative user will be able to recover the file on April 15, 2026.	<input type="radio"/>	<input type="radio"/>

- A. Mastered
- B. Not Mastered

Answer: A

Explanation:

Statements	Yes	No
If a user creates a file in Site4 on January 1, 2021, users will be able to access the file on January 15, 2023.	<input checked="" type="radio"/>	<input type="radio"/>
If a user deletes a file from Site4 that was created on January 1, 2021, an administrative user will be able to recover the file on April 15, 2023.	<input checked="" type="radio"/>	<input type="radio"/>
If a user deletes a file from Site4 that was created on January 1, 2021, an administrative user will be able to recover the file on April 15, 2026.	<input type="radio"/>	<input checked="" type="radio"/>

NEW QUESTION 142

.....

Thank You for Trying Our Product

We offer two products:

1st - We have Practice Tests Software with Actual Exam Questions

2nd - Questions and Answers in PDF Format

SC-400 Practice Exam Features:

- * SC-400 Questions and Answers Updated Frequently
- * SC-400 Practice Questions Verified by Expert Senior Certified Staff
- * SC-400 Most Realistic Questions that Guarantee you a Pass on Your FirstTry
- * SC-400 Practice Test Questions in Multiple Choice Formats and Updatesfor 1 Year

100% Actual & Verified — Instant Download, Please Click
[Order The SC-400 Practice Test Here](#)